

BRANDVAN
® **EGMOND**



EDITION 32



Welcome...

William Brand (1963) - an award-winning architect and sculptor - is widely recognized for his imaginative and daring sculptural lighting.

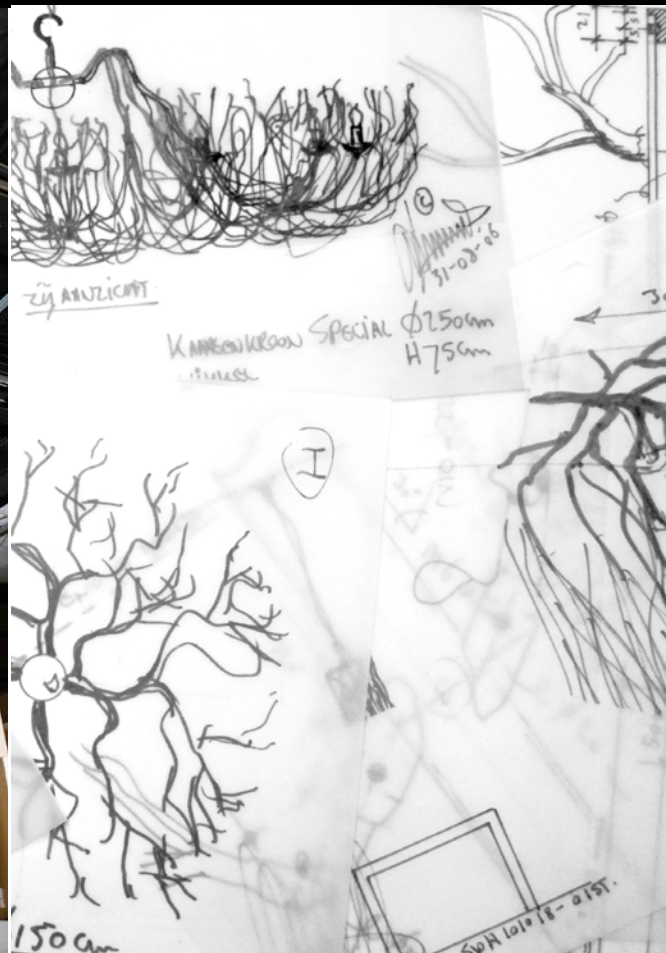
In 1989, he founded his own atelier Brand van Egmond to create without restraint. His lighting sculptures, often perceived as art pieces, grace the finest residences, exclusive boutiques, stunning hotels and leading art exhibitions.

We welcome everybody who wants to see our designs, or would like personal advice from William Brand and his team, to our office and atelier in Naarden, The Netherlands.

BRAND VAN EGMOND



"Every design of new collections follows the same sequence. After the first sketches, I quickly move towards the atelier and start working with new materials and shapes by myself. Of every collection I can still feel every curve and twist literally in my hands." - William Brand.



What begins as a simple sketch with William's pen, results in a sculptural lighting object with character, crafted exclusively by hand and with love by skilled artisans, under the direct supervision of William. All creations differ from each other and have little marks of handcrafting, like the colorful patina, grinding structure, little glass characteristics, which give each piece its individual charm.

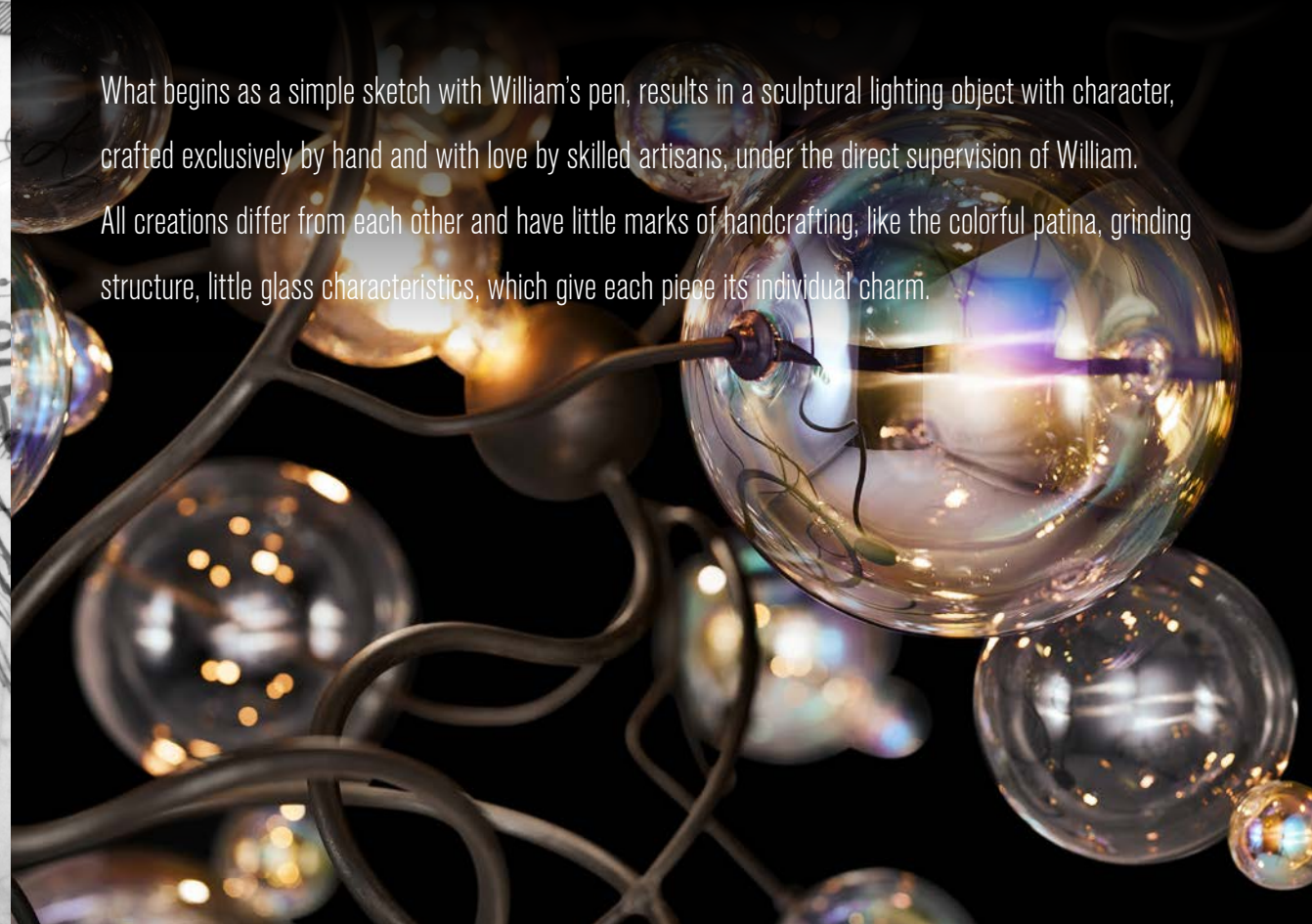



































Table of Contents

	Collection	Images	Technical info
	BUBBLES	08-17	261-262
	BUBBLES FLOW	18-29	263-267
	BUBBLES SWIRL	30-39	268-269
	BELLA	40-45	270
	BALLET	46-47	271
	SOLIS	48-63	272-277
	PRIMAVERA ICICLES	64-65	278
	PRIMAVERA	66-69	279
	DESERT WIND	70-73	280
	LINEA	74-87	281-285
	GALAXY	88-93	286-297
	SHIRO	94-97	288
	ORPHEUS	98-103	289-290
	LOUISE	104-119	291-296
	ERSA	120-139	297-305
	KELP	140-159	306-310
	ARTHUR	160-169	311-314

	Collection	Images	Technical info
	VICTORIA	170-179	315-318
	SULTANS OF SWING	180-189	319-321
	LA VIE EN ROSE	190-195	322-324
	LOVE YOU LOVE YOU NOT	196-199	325-326
	FLOWER POWER	200-207	327
	DELPHINIUM	208-215	328-331
	CRYSTAL WATERS	216-221	332
	HOLLYWOOD	222-233	333-338
	HOLLYWOOD GLASS	234-243	339-341
	COMMISSIONED	244-247	
	THE LEGENDS	248-253	
	OPTIONAL FINISHES	257	
	FOUNDER AND DESIGNER WILLIAM BRAND	254	
	CERTIFICATE	258	
	TECHNICAL INFORMATION	259	
	GENERAL TERMS AND CONDITIONS	344	



Bubbles

Design by William Brand

Carefree bliss while blowing bubbles and being mesmerized by the soothing forms and colours. An Eden of lightness and beauty, innocent and unspoiled.

The exploration of freedom and experimentation with materials, with almost childlike delight, resulted into the Bubbles collection.



BUBHL180BRAC

Bubbles Hanging Lamp Long

L.180xW.50xH.40 cm, 5x E27, 12 kg, brass aged colour finish

Technical details page 262



BUBHL140N

Bubbles Hanging Lamp Long

L.140xW.50xH.40 cm, 5x E27, 9 kg, nickel finish

Technical details page 262



BUBC75N
Composition of 3x Bubbles Chandelier Round
Ø±125xH.±120 cm, adjustable total drop, ±15 kg, nickel finish

Other compositions possible
Technical details page 261



BUBBLES CHANDELIER ROUND
nickel finish



BUBC75N

Bubbles Chandelier Round

Ø75xH.50 cm, 3x E27, 5 kg, nickel finish

Technical details page 261



BUBC90BDP

Bubbles Chandelier Round

Ø90xH.65 cm, 5x E27, 8 kg, bronze dark patina finish

Technical details page 261



BUBBLES CHANDELIER ROUND
gold satin finish



4x BUBC90GSF
Composition of 4 Bubbles Chandelier Round
Ø±140xH.±270 cm, adjustable total drop, ±32 kg, gold satin finish

Other compositions possible
Technical details page 261

BUBH55GSF
2x Bubbles Hanging Lamp
Ø55xH.60 cm, 1x E27, 3 kg, gold satin finish



Bubbles Flow

Design by William Brand

With a burst of boundless vitality, the steel and glass of the Bubbles Flow merge and allow for geometrical forms to be created.



BUBFCC90BDP

Bubbles Flow Chandelier Conical

Ø90xH.140 cm, 7x E27, 25 kg, bronze dark patina finish

Technical details page 263



BUBFCC90BDP

Bubbles Flow Chandelier Conical

Ø90xH.140 cm, 7x E27, 25 kg, bronze dark patina finish

Technical details page 263



BUBFC120BDP

Bubbles Flow Chandelier Round

Ø120xH.70 cm, 6x E27, 21 kg, bronze dark patina finish

Technical details page 264



BUBFC100BDP

Bubbles Flow Chandelier Round

Ø100xH.60 cm, 5x E27, 16 kg, bronze dark patina finish

Technical details page 264



BUBFHL120GSF

Bubbles Flow Hanging Lamp Long

L.120xW.45xH.45 cm, 3x E27, 11 kg, gold satin finish

Technical details page 265



BUBFHL200BDP

Bubbles Flow Hanging Lamp Long

L.200xW.45xH.45 cm, 5x E27, 17 kg, bronze dark patina finish

Technical details page 265



SPBUBFHL140SSF

Bubbles Flow Hanging Lamp Long in customised finish

Ø140xH.60 cm, 4x E27, 11 kg, silver satin finish

Technical details page 265



BUBHLDL160BDP

Bubbles Flow Hanging Lamp Long with downlights

L.160xW.45xH.45cm, 4x E27 + 3GU10, 13 kg, bronze dark patina finish

Technical details page 266



BUBFHLDL160BDP

Bubbles Flow Hanging Lamp Long with downlights

L.160xH.45xH.45 cm, 4x E27 + 3x GU10 spot downlight, 13 kg, bronze dark patina finish

Technical details page 266



BUBFP65BDP

Bubbles Flow Ceiling Lamp

Ø65xH.35 cm, 3x E27, 10 kg, bronze dark patina finish

Technical details page 267



BUBFP90BDP

Bubbles Flow Ceiling Lamp

Ø90xH.35 cm, 5x E27, 14 kg, bronze dark patina finish

Technical details page 267



BUBFW65BDP

Bubbles Flow Wall Lamp

L.25xW.20xH.65 cm, 1x E27, 4 kg, bronze dark patina finish

Technical details page 267



Bubbles Swirl

Design by William Brand

Independent in spirit and amorphous by heart, the Bubbles Swirl allows for stunning cloud like shapes to be composed.



BUBSOBJ160BDP

Bubbles Swirl Sculptural Object

W.160xD.120xH.190 cm, 7x E27, 24 kg, bronze dark patina finish

Technical details page 268

BUBHL140BLM

Bubbles Swirl Hanging Lamp Long

L.140xW.50xH.40 cm, 5x E27, 9 kg, black matt finish

Technical details page 262



BUBSOBJ160BDP

Bubbles Swirl Sculptural Object

W.160xD.120xH.190 cm, 7x E27, 24 kg, bronze dark patina finish

Technical details page 268



BUBSOBJ130BDP

Bubbles Swirl Sculptural Object

W.130xD.100xH.150 cm, 5x E27, 18 kg, bronze dark patina finish

Technical details page 268



Composition of 2 BUBBLES SWIRL SCULPTURAL OBJECTS

Create any composition you like.

BUBSOBJ160BDP

Bubbles Swirl Sculptural Object

W.160xD.120xH.190 cm, 7x E27, 24 kg, bronze dark patina finish

Technical details page 268

BUBSOBJ130BDP

Bubbles Swirl Sculptural Objects

W.130xD.100xH.150 cm, 5x E27, 18 kg, bronze dark patina finish

Technical details page 268



BUBSOBJ160GSF
Bubbles Swirl Sculptural Object
W.160xD.120xH.190 cm, 7x E27, 24 kg, gold satin finish
Technical details page 268



BUBSOBJ100BDP
Bubbles Swirl Sculptural Object
W.100xD.80xH.100 cm, 3x E27, 13 kg, bronze dark patina finish
Technical details page 268



3x BUBSH50BDP

Composition of 3x Bubbles Swirl Element

Ø±90xH.±100 cm, adjustable total drop, 9 kg, bronze dark patina finish

Ceiling Disc Ø50,0xH.3,0 cm, ±12 kg, bronze dark patina finish

Other compositions possible

Technical details page 269



5x BUBSH50BDP

Composition of 5x Bubbles Swirl Element

Ø±85xH.±250 cm, adjustable total drop, ±20 kg, bronze dark patina finish

Other compositions possible

Technical details page 269



BUBSH50BDP

Bubbles Swirl Hanging Lamp
W.50xD.40xH.50 cm, 1x E27, 4 kg, gold satin finish
Technical details page 269



BUBSH50GSF

Bubbles Swirl Hanging Lamp
W.50xD.40xH.50 cm, 1x E27, 4 kg, gold satin finish
Technical details page 269

BUBSH50BDP

Bubbles Swirl Hanging Lamp
W.50xD.40xH.50 cm, 1x E27, 4 kg, bronze dark patina finish
Technical details page 269



Bella

Design by William Brand

Temptation, why resist? As the night proceeds, the last barriers fall. Her necklace, now frozen mid-air yet radiating heat, is captured in Bella.

This floating jewel is a celebration of life, a chic and thoroughly sensual collection of globes and light composed just for your pure delight.



3x BELC75N

Composition of 3x Bella Chandelier Vertical

Ø±125xH.±170 cm, adjustable total drop, ±42 kg, nickel finish

Other compositions possible

Technical details page 270



BELC75GSF

Bella Chandelier Vertical

Ø75xH.90 cm, 4x E27, 14 kg, gold satin finish

Technical details page 270



BELCHL120N
Bella Chandelier Horizontal
L.120xW.60xH.65 cm, 5x E27, 16 kg, nickel finish
Technical details page 270



BELCHL120BL
Bella Chandelier Horizontal
L.120xW.60xH.65 cm, 5x E27, 16 kg, black high gloss finish
Technical details page 270



SPBELC75SSF

Bella Chandelier Vertical in customised finish
Ø75xH.90 cm, 4x E27, 14 kg, silver satin finish
Technical details page 270



Customised BELLA

Chandelier Vertical
Ø90xH.145 cm, 8x E27, 30 kg, bronze dark patina finish



Ballet

Design by William Brand

Dancing through the air, the new Ballet exhibits the grandeur and agility of a ballerina.



BALV90BDP

Ballet Hanging Lamp Vertical

Ø70xH.90 cm, 2x E27, 7 kg, bronze dark patina finish

Technical details page 271



BALHL140BDP

Ballet Hanging Lamp Horizontal

L.140xW.45xH.50 cm, 2x E27, 11 kg, bronze dark patina finish

Technical details page 271



Solis

Design by William Brand

Just as the sun's gravity keeps other planets from spinning into deep space, the Solis pulls your eyes towards the seductive composition of different reflections.

SOLCC70BDP

Solis Chandelier Conical

Ø70xH.80 cm, 12x E14, 24 kg, bronze dark patina finish

Technical details page 272



SOLIS CHANDELIER

bronze dark patina finish



SOLCC70BDP-ST

Solis Chandelier Conical

Ø70xH.80 cm, 12x E14, 24 kg, bronze dark patina finish with stainless steel reflectors

Technical details page 272



SOLOC120BLM-GSF

Solis Chandelier Oval

L.120xW.70xH.50 cm, 12x E14, 20 kg, black matt finish with gold satin reflectors

Technical details page 273



SOLC100BDP-ST

Solis Chandelier Round

Ø100xH.55 cm, 12x E14, 22 kg, bronze dark patina finish with stainless steel reflectors

Technical details page 273



SOLC100BDP

Solis Chandelier Round

Ø100xH.55 cm, 12x E14, 22 kg, bronze dark patina finish

Technical details page 273



SOLHL125BLM-BDP

Solis Hanging Lamp Long

L.125xW.45xH.40 cm, 12x E14, 16 kg, black matt finish with bronze dark patina reflectors

Technical details page 274



SOLHL125BLM-BRBR

Solis Hanging Lamp Long

L.125xW.45xH.40 cm, 12x E14, 16 kg, black matt finish with brass burnished reflectors

Technical details page 274



Customised SOLIS

Solis Hanging Lamp Vertical

Ø50xH.450 cm, 14x E14, 60 kg, gold satin finish with gold satin reflectors



SPSOLV150GSF-BLM

Solis Hanging Lamp Vertical in customised finish

Ø50xH.150 cm, 14x E14, 19 kg, gold satin finish with black matt reflectors

Technical details page 275



SOLIS CHANDELIER

bronze dark patina finish with stainless steel reflectors



SPSOLH40N-ST

Solis Hanging Lamp in customised finish

Ø40xH.30 cm, 5x E14, 5 kg, nickel finish with stainless steel reflectors

Technical details page 276



SOLH55BLM-BDP

Solis Hanging Lamp

Ø55xH.40 cm, 5x E14, 7 kg, black matt finish with bronze dark patina reflectors

Technical details page 276



SOLH65BDP-BRUR

Solis Hanging Lamp

Ø65xH.40 cm, 5x E14, 7 kg, bronze dark patina finish with brass burnished reflectors

Technical details page 276



2x SOLH55BLM-ST

Solis Hanging Lamp

Ø55xH.40 cm, 5x E14, 7 kg, black matt finish with stainless steel reflectors

Technical details page 276

SOLH65BDP-ST

Solis Hanging Lamp

Ø65xH.40 cm, 5x E14, 7 kg, bronze dark patina finish with stainless steel reflectors

Technical details page 276



SOLP65BDP-ST

Ceiling Lamp

Ø65xH.25 cm, 5x E14, 8 kg, bronze dark patina finish with stainless steel reflectors

Technical details page 277



SOLP90BDP-GSF

Solis Ceiling Lamp

Ø90xH.25 cm, 5x E14, 11 kg, bronze dark patina finish with gold satin reflectors

Technical details page 277





Primavera Icicles

Design by William Brand

Create your own composition of light, glass and splendour.

The hollow Icicles, available in 35 and 50 cm height, can be used to create any formation you wish for.

An installation of magnificence for a grand lobby or a subtle composition over a table?

All possibilities are within reach with the Primavera Icicles.



PRISI35N | PRISI50N

Composition of 76 Primavera Icicles Elements

38x PRISI35 (Ø10xH.35 cm, 1x G9, 1 kg, nickel finish)

38x PRISI50 (Ø10xH.50 cm, 1x G9, 1 kg, nickel finish)

Ø140xH.±220 cm, adjustable total drop, ±90 kg, Ø140 cm Ceiling Disc

PRISI35N | PRISI50N

Composition of 84 Primavera Icicles Elements

32x PRISI35N (Ø10xH.35 cm, 1x G9, 1 kg, nickel finish) | 52x PRISI50N (Ø10xH.50 cm, 1x G9, 1 kg, nickel finish)

L.350xW.50xH. ±85 cm, adjustable total drop, ±115 kg | 4x Ceiling Panel L.85xW.50 cm

Other compositions possible

Technical details page 278



PRISI35N | PRISI50N

Composition of 38 Primavera Icicles Elements

14x PRISI35N (Ø10xH.35 cm, 1x G9, 1 kg, nickel finish) | 24x PRISI50N (Ø10xH.50 cm, 1x G9, 1 kg, nickel finish)

L. 122,5xW.72,5xH.115 cm, adjustable drop, ±38 kg | Ceiling Panel L.125xW.75xH.3,0 cm

Other compositions possible

Technical details page 278



Primavera

Design by William Brand

Merging after the long winter cold, the first rays of spring warm the Earth and all she carries.

The old tree, overgrown with years and ice, has survived and will thrive once again.



PR130GSF

Primavera Element
Ø30xH.80 cm, 3x G9, 5 kg, gold satin finish
Technical details page 279

PR130GSF

Composition of 7x Primavera Element
Ø85xH.±150 cm, 85 cm, adjustable total drop, ±35 kg, gold satin finish

Other variations available

Technical details page 279



PR130GSF

Primavera Element
Ø30xH.80 cm, 3x G9, 5 kg, gold satin finish
Technical details page 279



3x PRI30BDP

Composition of 3 Primavera Elements

Ø30xH.80 cm, 3x G9, 15 kg, bronze dark patina finish

Ceiling Disc Ø50,0xH.4 cm, 9 kg, bronze dark patina finish

Other compositions possible

Technical details page 279



PRIW50BRBUR

Primavera Wall Lamp

W.10xH.52xD.17 cm, 1x G9, 4 kg, brass burnish finish

Technical details page 279



Desert Wind

Design by William Brand

Raw yet elegant, the Desert Wind draws from the same journey to Namibia of founder William Brand that led to other collections from his hand. Yesterday and tomorrow cross and merge into this lighting sculpture, both lost in the haze of the warming light.

DEWCC80GSF

Desert Wind Chandelier Conical
Ø80xH.80 cm, 9x G14, 22 kg, gold satin finish
Technical details page 280

SOLP65BDP-BRBR

Solis Ceiling Lamp used on wall
Ø65xH.25 cm, 5x E14, 8 kg
bronze dark patina finish with brass burnished reflectors
Technical details page 277



DEWCC80BLM

Desert Wind Chandelier Conical
Ø80xH.80 cm, 9x G14, 22 kg, black matt finish
Technical details page 280



DEWOC140BLM
Desert Wind Chandelier Oval
L.140xW.65xH.55 cm, 10x E14, 27 kg, black matt finish
Technical details page 280



DESERT WIND CHANDELIER
gold satin finish



Linea

Design by William Brand

Truthful and pure, the Linea makes a precise yet playful statement through thin lines of beauty.

Floating through the sky, as if a magical formula brought to a standstill the whirlwind of steel, fire and light. Frozen, both in time as well as in space.

Just like airplanes can leave a composition of line-shaped clouds - the passing proof of human movement in the air - the Linea is like a drawing of illuminating lines in the sky. Temporarily mid-air, permanently illuminating.

Creating a beautiful light is like good architecture: a matter of proportions.



LINC100BRBUR

Linea Chandelier Round

Ø100xH.75cm, 7x S14D, 18 kg, brass burnished finish

Technical details page 281



LINC100BRBUR

Linea Chandelier Round

Ø100xH.75cm, 7x S14D, 18.0 kg, brass burnished finish

Technical details page 281

LINW60BRBUR

Linea Wall Lamp

W.10xH.60xD.10 cm, 1x S14D, 4.0 kg, brass burnished finish

Technical details page 285



LINEA CHANDELIER
gold satin finish



LINC100GSF

Linea Chandelier Round
Ø100xH.75cm, 7x S14D, 18 kg, gold satin finish
Technical details page 281




LINHL140BLM-BARGC

Linea Hanging Lamp Long

L140xW.60xH.40cm, 6x S14D, 3x GU10 spot downlight, 15 kg, black matt finish, gold colour reflector bars

Technical details page 282



LINHL140BLM-BARGC

Linea Hanging Lamp Long

L140xW.60xH.40cm, 6x S14D, 3x GU10 spot downlight, 15 kg, black matt finish, gold colour reflector bars

Technical details page 282



LINLT50/70BLM

Linea Element

Ø95xH.65cm, 5x S14D, 6 kg, black matt finish

Technical details page 284



4x LINLT50/70BLM | 3x SPLINLT50/70GC

Composition of 7 Linea Element

Ø190xH.±250 cm, adjustable total drop, ±42 kg, black matt | customised gold colour finish

Other compositions possible

Technical details page 284



LINLTDL30/40BLM

Linea Element with downlight

Ø50xH.30cm, 3x S14D + 1x GU10 spot downlight, 3 kg, black matt finish

Technical details page 283



LINLTDL50/70BLM

Linea Elements

Ø95xH.65cm, 5x S14D, 1x GU10 spot downlight, 8 kg, black matt finish

Technical details page 284



THE LINEA COLLECTION FOR 110-120 VOLTS FEATURES E26 LIGHT BULBS.

SPLINC80GCU


Linea Chandelier Round in customised finish, 110-120V version
Ø100xH.75cm | Ø39.4"x29.5", 14x E26, 18 kg | 39.7 lb, gold colour finish
Technical details page 281



THE LINEA COLLECTION FOR 110-120 VOLTS FEATURES E26 LIGHT BULBS.


LINLTDL50/70BLMU

Linea Element, 110-120V version
Ø95xH.65cm | Ø37.4"xH.25.6", 10x E26, 8 kg | 17.6 lb, black matt finish
Technical details page 284



SPLIN60NAW

Linea Wall Lamp in customised finish
W.12xH.60xD.10 cm, 1x S14D, 4 kg, nickel aged warm finish
Technical details page 285



LINW60BRBUR

Linea Wall Lamp
W.12xH.60xD.10 cm, 1x S14D, 4 kg, brass burnished finish
Technical details page 285



THE LINEA COLLECTION FOR 110-120 VOLTS FEATURES E26 LIGHT BULBS.

LINW60BRBUR

Linea Wall Lamp
W.12xH.57xD.10 cm | W.4.7"xH.22.6"xD.3.94", 2x E26, 4 kg | 8.82 lb, brass burnished finish
Technical details page 285



Galaxy

Design by William Brand

The galaxy is a constellation of energy, movement and form. Propelling away from the centre of gravity towards clouds of stardust and outer planets.

Avant-Garde by nature, the shapes and forms of the Galaxy relate to each other as the planets towards the sun. The artist and the dreamer both know, space is where an image grows.

The Galaxy collection fell into the 21st century without a trace of regret from a different era, lightyears away. A lasting design has to have roots.



SPGALHL140BRBUR-LGGC

Galaxy Hanging Lamp Long in customised finish

L.140xW.50xH.40 cm, 4xE27 + 3x GU10 spot downlight, 4x E27, 14 kg, brass burnished finish, light globes in gold colour finish

Technical details page 287



GALHL140BLM-LGGC

Galaxy Hanging Lamp Long

L.140xW.50xH.40 cm, 3x GU10 spot downlight, 4x E27, 14 kg, black matt finish, light globes in gold colour finish

Technical details page 287



GALC80GSF
Galaxy Chandelier Round
Ø80xH.60 cm, 3x E27, 8 kg, gold satin finish
Technical details page 286



GALC100GC
Galaxy Chandelier Round
Ø100xH.95 cm, 5x E27, 13 kg, gold colour finish
Technical details page 286



9x GALC100GC

Composition of 9x Galaxy Chandelier Round

Ø±200xH.360 cm, adjustable total drop, ±117 kg, gold colour finish

Other compositions possible

Technical details page 286



GALW40BLM

Galaxy Wall Lamp

W.32xH.40xD.20 cm, 1x E27, 2 kg, black matt finish, light globe in gold colour finish

Technical details page 287



GALW40GSF

Galaxy Wall Lamp

W.32xH.40xD.20 cm, 1x E27, 2 kg, gold satin finish

Technical details page 287



Shiro

Design by William Brand

By means of the deduction of every unnecessary layer of decoration, a calmness of mind appears allowing for a collection to be born. The Shiro – Japanese for castle - is the result of a journey of deconstruction.

Stripped of all but the bare yet beautiful essentials, this new collection permits for a well composed equilibrium.

It allows serenity to triumph over chaos.



SHIRO CHANDELIER ROUND

brass burnished finish



SHSR100BRBUR

Shiro Chandelier Round

Ø115cm, H.33cm, 18x E14, 27 kg, brass burnished finish

Technical details page 288





SHSH150BLM

Shiro Hanging Lamp Long

L.150xW.22xH.33 cm, 3x GU10 spot downlight, 14x E14, 15 kg, black matte finish

Technical details page 288



SHSH150BRBUR

Shiro Hanging Lamp Long

L.150xW.22xH.33 cm, 14x E14, 15 kg, brass burnished finish, 3x GU10 spot downlight

Technical details page 288





Orpheus

Design by William Brand

One of the most legendary poets and singers in Greek mythology is Orpheus. He sang so beautifully that he touched everyone and all around him. The King and Queen were moved to tears, but also the birds, trees and even the stones were hypnotized by his magical voice.

We have found several objects of desire amidst the nymphs and trees, and formed them into new lights. A semi-precious stone, a golden mineral, and a delicate porcelain rose—each captured in an protective embrace of finely crafted metal, finished with a rich bronze dark patina.



ORC35BDP-PYR | ORC35BDP-TWIG

Composition of 1x Orpheus-Pyrite Art Element and 2x Orpheus Twig Art Element
Ø±60xH. ±100 cm, adjustable total drop, 11 kg, bronze dark patina finish

Other compositions possible

Technical details page 289

Due to the scarcity of semi-precious stones and minerals, we need to check availability before an order can be confirmed.

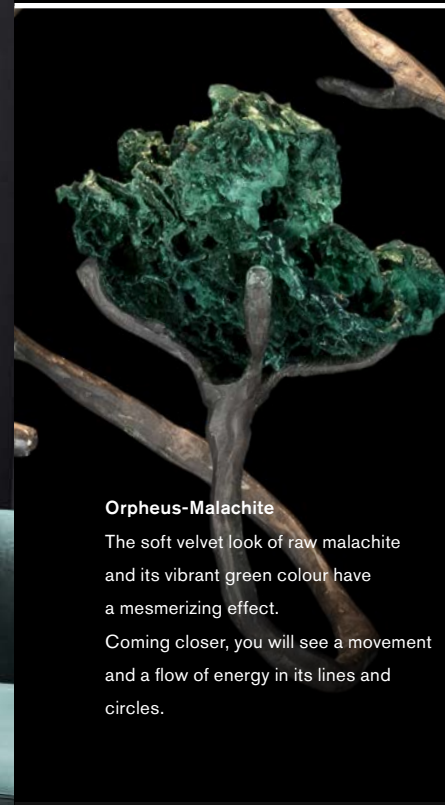


3x ORC35BDP-MAL | 4x OR14DL-BDP

Composition of 3x Orpheus-Malachite and 4x Orpheus Downlight, bronze dark patina finish
L.185xW.±32xH.±82 cm, 27 kg, adjustable total drop

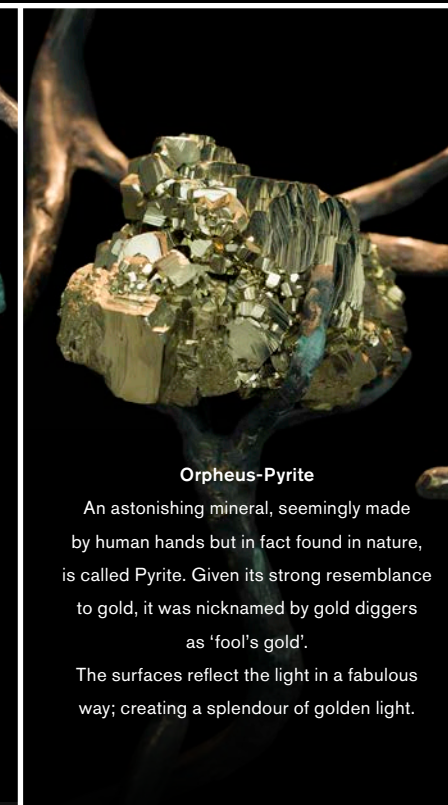
Other compositions possible

Technical details page 289



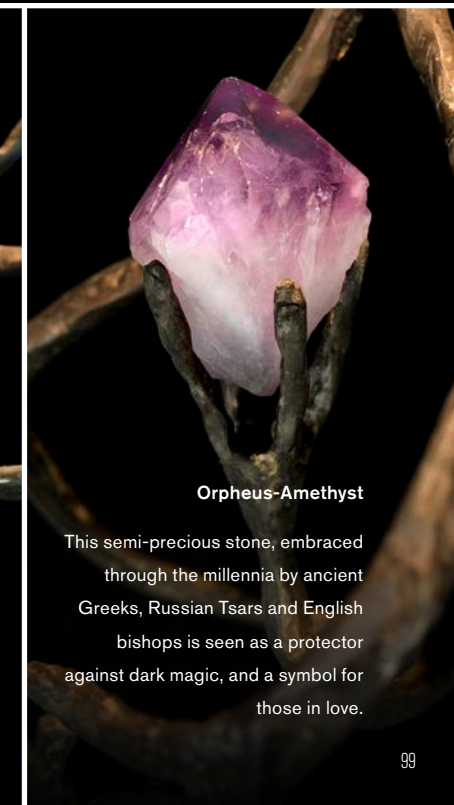
Orpheus-Malachite

The soft velvet look of raw malachite and its vibrant green colour have a mesmerizing effect. Coming closer, you will see a movement and a flow of energy in its lines and circles.



Orpheus-Pyrite

An astonishing mineral, seemingly made by human hands but in fact found in nature, is called Pyrite. Given its strong resemblance to gold, it was nicknamed by gold diggers as 'fool's gold'. The surfaces reflect the light in a fabulous way; creating a splendour of golden light.



Orpheus-Amethyst

This semi-precious stone, embraced through the millennia by ancient Greeks, Russian Tsars and English bishops is seen as a protector against dark magic, and a symbol for those in love.



All stones and minerals are selected with the utmost care by Brand van Egmond.
 They arrive in pure, untouched and unpolished form in our hands, just as Mother Earth offers them.
 All semi-precious stones differ from each other in size, shape, colour and appearance.
 These are hallmarks of authenticity and should be embraced as the beauty of natural imperfection.



OR30-CANDBRA
 Orpheus Element
 Ø30xH.57 cm, 1x E14 + 1x GU10 spot downlight, 3kg
 brass aged finish
 Technical details page 289

ORC35BDP-PYR
 Orpheus-Pyrite Art Element
 Ø35xH.80 cm, 1x GU10, 5 kg
 bronze dark patina finish with Pyrite
 Technical details page 289

ORC35BDP-AM
 Orpheus-Amethyst Art Element
 Ø35xH.80 cm, 1x GU10, 5 kg,
 bronze dark patina finish with Amethyst
 Technical details page 289

ORC35BDP-MAL
 Orpheus-Malachite Art Element
 Ø35xH.80 cm, 1x GU10, 5 kg
 bronze dark patina finish with Malachite
 Technical details page 289

ORW60BDP-AM-R
 Orpheus-Amethyst Wall Lamp
 W.20xH.60xD.20 cm, 1x GU10 spot downlight, 6kg, bronze dark patina finish with Amethyst
 Technical details page 290

Due to the scarcity of semi-precious stones and minerals, we need to check availability before an order can be confirmed.

Due to the scarcity of semi-precious stones and minerals, we need to check availability before an order can be confirmed.



ORC35BDP-NYMR

2x Orpheus-Nymphenburg Art Element Limited Edition

Ø35xH.80 cm, 1x GU10, 5kg, bronze dark patina finish with Nymphenburg handmade rose

Technical details page 290



NYMPHENBURG
1747

The handcrafted rose is from Porzellan Manufaktur Nymphenburg, who are known for creating the finest porcelain for over 260 years. Crafted on the Nymphenburg palace grounds outside Munich, their handcrafted porcelain has been treasured by aristocracy and collectors from around the world.

ORC35BDP-NYMR

Orpheus-Nymphenburg Art Element Limited Edition





Louise

Design by William Brand

With almost carefree delight, William designed this Louise collection: A simple frame, decorated in a pleasing rhythm with glass lanterns.

A hint of chaos, never far away in designs from William Brand, is present: the different colours and positions of the glass lanterns have a joyful effect.



LO4BRBUR

Louise Hanging Lamp with bronze, grey, satin, and iridescent glass lanterns

Ø60xH.78cm, 4x E27, 18 kg, brass burnished finish, 1x GLLOBRO22, 1x GLLOGREY22, 1x GLLOSAT22, 1x GLLORI22

Technical details page 292



LO3GSF

Louise Hanging Lamp with grey, satin, and iridescent glass lanterns

Ø60xH.70cm, 3x E27, 15 kg, gold satin finish, 1x GLLOGREY22, 1x GLLOBRO22, 1x GLLOSAT22

Technical details page 292



LO5NAW

Louise Hanging Lamp with bronze, grey, satin, and iridescent glass lanterns

Ø60xH.105cm, 5x E27, 21 kg, nickel warm finish, 1x GLLOBRO22, 1x GLLOGREY22, 1x GLLOSAT22, 2x GLLDIRI22

Technical details page 292



LOUISE HANGING LAMP

nickel aged warm finish



LO8BLM

Louise Hanging Lamp with satin glass lanterns

Ø60xH.205cm, 8x E27, 33 kg, black matt finish, 8x GLLOSAT22

Technical details page 292



LO8BRBUR

Louise Hanging Lamp with bronze, grey, satin, and iridescent glass lanterns

Ø60xH.205cm, 8x E27, 33 kg, brass burnished finish, 2x GLLBRO22, 2x GLLOGREY22, 2x GLLOSAT22, 2x GLLIIRI22

Technical details page 292





LOC80BRBUR

Louise Chandelier Round with bronze, grey, satin, and iridescent glass lanterns
Ø82xH.53 cm, 7x E27, 25 kg, brass burnished finish, 3x GLLOBRO22, 1x GLLOGREY22, 1x GLLOSAT22, 2x GLLOIRI22
Technical details page 291



LOF200BRBUR

Louise Floor Lamp with bronze, satin, and iridescent lanterns
Ø50xH.200 cm, brass burnished finish, 1x GLLOBRO22, 1x GLLOSAT22, 1x GLLOIRI22, 3x E27, 16 kg
Technical details page 291

LOC80BRBUR

Louise Chandelier Round with bronze, grey, satin, and iridescent glass lanterns
Ø82xH.53 cm, 7x E27, 25 kg, brass burnished finish, 3x GLLOBRO22, 1x GLLOGREY22, 1x GLLOSAT22, 2x GLLOIRI22
Technical details page 291



SPLOHL140GC

Louise Hanging Lamp Long in customised finish

L.140xW.55xH.62 cm, 10x E27, 32 kg, gold colour finish, 10x GLLIIRI22

Technical details page 293



LOHL140BRBUR

Louise Hanging Lamp Long with bronze, grey, satin, and iridescent glass lanterns

L.140xW.55xH.62 cm, 10x E27, 32 kg, brass burnished finish, 3x SPLOHL140GC, 2x GLLLOGREY22, 2x GLLLOSAT22, 3x GLLIIRI22

Technical details page 293



LO1BRBUR with GLLOSAT22

Louise Element with satin glass lantern

Ø22xH.36cm, 1x E27, 4 kg, brass burnished finish, 1x GLLOSAT22

Technical details page 294



LO1BRBUR with GLOGREY22

Louise Element with grey glass lantern

Ø22xH.36cm, 1x E27, 4 kg, brass burnished finish, 1x GLOGREY22

Technical details page 294



LO1BRBUR with GLOBRO22

Louise Element with bronze glass lantern

Ø22xH.36cm, 1x E27, 4 kg, brass burnished finish, 1x GLOBRO22

Technical details page 294



LO1BRBUR with GLOIRI22

Louise Element with iridescent glass lantern

Ø22xH.36cm, 1x E27, 4 kg, brass burnished finish, 1x GLOIRI22

Technical details page 294



LO1BRBUR with GLLOSAT22

Louise Element with satin glass lantern

Ø22xH.36cm, 1x E27, 4 kg, brass burnished finish, 1x GLLOSAT22

Technical details page 294



LOP60BRBUR

Louise Ceiling Lamp Round with bronze, grey, and iridescent glass lanterns

Ø60xH.45 cm, 3x E27, 10 kg, brass burnished finish, 1x GLOBRO22, 1x GLOGREY22, 1x GLOIRI22

Technical details page 295




LOP60NAW

Louise Ceiling Lamp Round with satin, grey, and iridescent glass lanterns

Ø60xH.45 cm, 3x E27, 10 kg, nickel aged warm finish, 1x GLOSAT22, 1x GLOGREY22, 1x GLOIRI22

Technical details page 295




LOW60BRBUR with GLOBRO22

Louise Wall Lamp with a bronze glass lantern

L.22xW.30xH.48 cm, 1x GLOBRO22, 1x E27, 4 kg, brass burnished finish

Technical details page 295



LOF200BRBUR

Louise Floor Lamp with bronze, satin, and iridescent glass lanterns
Ø50xH.200 cm, 3x E27, 16 kg, brass burnished finish, 1x GLOBRO22, 1x GLLOSAT22, 1x GLOIRI22
Technical details page 296



LOT75BRBUR with GLOBRO22

Louise Table Lamp with a bronze glass lantern
L.35xW.22xH.75 cm, 1x E27, 8 kg,
brass burnished finish, 1x GLOBRO22
Technical details page 296

LOT75NAW with GLOGREY22

Louise Table Lamp with a grey glass lantern
L.35xW.22xH.75 cm, 1x E27, 8 kg
nickel warm aged finish, 1x GLOGREY22
Technical details page 296





Ersa

Design by William Brand

A fresh breath of air whispers through the handcrafted branches of the Ersa.
Capturing that brief moment of morning glory, when small drops of dew in nature
can be found before disappearing in the air of a new born day.

Ersa derives her name from the ancient Greek's goddess of morning dew.
Small dewdrops act as nature's perfume.

ERSAC100N-GLCLE

Ersa Chandelier Round with clear glass spheres
Ø100xH.55 cm, 7x E27, 23 kg, nickel finish
Technical details page 298



ERSAC100N-GLCLE

Ersa Chandelier Round with clear glass spheres
Ø100xH.55 cm, 7x E27, 23 kg, nickel finish
Technical details page 298



ERSAC30BRBUR-GLIRI

Ersa Chandelier Round with iridescent glass spheres
Ø80xH.55 cm, 5x E27, 15 kg, brass burnished finish
Technical details page 298



ERSAC120N-GLIRI

Ersa Chandelier Round with iridescent glass spheres
Ø120xH.55 cm, 10x E27, 32 kg, nickel finish
Technical details page 298



SPERSAOC140BLM-GLSAT

Ersa Chandelier Oval with customised white satin glass spheres
L.140xW.60xH.55 cm, 7x E27, 22 kg, black matt finish
Technical details page 299



ERSAOC140BRBUR-GLIRI

Ersa Chandelier Oval with iridescent glass spheres
L.140xW.60xH.55 cm, 7x E27, 22 kg, brass burnished finish
Technical details page 299



ERSA CHANDELIER
nickel aged warm finish



ERSACC90NAW-GLIRI

Ersa Chandelier Conical with iridescent glass spheres
Ø90xH.120 cm, 9x E27, 35 kg, nickel aged warm finish
Technical details page 297



ERSAHL150NAW-GLIRI

Ersa Hanging Lamp Long with iridescent glass spheres

L.150xW.45xH.35 cm, 5x E27, 17 kg, nickel aged warm finish

Technical details page 301



ERSAV110GSF-GLIRI

Ersa Hanging Lamp Vertical with iridescent glass spheres
Ø60xH.110 cm, 5x E27, 16 kg, gold satin finish
Technical details page 300



2x ERSAV110GC-GLIRI

Composition of 2x Ersa Hanging Lamp Vertical with iridescent glass spheres
L.±90xW.±60xH.±200 cm, ±32 kg, gold colour finish

Other compositions possible

Technical details page 300





ERSA CHANDELIER

gold satin finish with iridescent glass spheres



Customised ERSA

Hanging Lamp Vertical with iridescent glass spheres

Ø60xH.510 cm, 11x E27, black matt finish



ERSA3GSF-GLIRI

Ersa Element with iridescent glass spheres,
L.65xH.60xD.55 cm, 3x E27, 10 kg, brass burnished finish
Technical details page 302



3x Ersa2GC

Composition of 3x Ersa Elements with iridescent glass spheres
Ø±105xH.±130 cm, ±24 kg, gold colour finish

Other compositions possible

Technical details page 302



ERSACP80BRBUR-GLBRO

Ersa Ceiling Chandelier with bronze translucent glass spheres
Ø80xH.60 cm, 5x E27, 13 kg, brass burnished finish
Technical details page 303



ERSAP60GC-GLBRO

Ersa Ceiling Lamp Round with bronze translucent glass spheres
Ø60xH.25 cm, 3x E27, 10 kg, gold colour finish
Technical details page 303



ERSAP60N-GLIRI

Ersa Ceiling Lamp Round with iridescent glass spheres
Ø60xH.25 cm, 3x E27, 10 kg, nickel finish
Technical details page 303



ERSAP60GC-GLBRO

Ersa Ceiling Chandelier with bronze translucent glass spheres
Ø80xH.60 cm, 5x E27, 13 kg, brass burnished finish
Technical details page 303



ERSAW30N-GLCLE-L

Ersa Wall Lamp with clear glass sphere, left version (right version available as well)

W.30xH.45xD.29 cm, 1x E27, 5 kg, nickel finish

Technical details page 304



ERSAF200BRBUR-GLBRO

Ersa Floor Lamp with bronze translucent glass spheres

Ø40xH.205cm, 3x E27, 24 kg, brass burnished finish

Technical details page 305



Kelp

Design by William Brand

Frivolous and light-hearted, spirited and energetic; the arched and curved Kelp dances through the air. The light sparkles warmly as in a crackling open fire, bringing an exhilarating sense to any space.

Imagine yourself submerged in a vast tropical ocean, at awe with the unexpected colours and forms in this to you previously unknown world.

Dive one level deeper, and be amazed by the surprising beauty of organisms floating by.

As nature comes in many forms, the Kelp can be ordered in different shapes and sizes. The possibilities are endless. Use the Kelp elements in any variety you like, as a single object or a dancing composition by entwining various objects together.



3x 100KELPCOP

Composition of 3x Kelp Elements

Ø±120xH.160 cm, adjustable total drop, ±33 kg, copper finish

Other compositions possible

Technical details page 309



100KELPCOP

Kelp Element

L.100xW.80xH.90 cm, 5x E14, 11 kg, copper finish

Technical details page 309



100KELPBR

Kelp Element

L.100xW.80xH.90 cm, 5x E14, 11 kg, brass high gloss finish

Technical details page 309



3x 100KELPBR

Composition of 3x Kelp Elements 100KELP

Ø150xH.±190 cm, adjustable total drop, ±33 kg, brass high gloss finish

Other compositions possible

Technical details page 309



100KELPBLM

Kelp Element

L.100xW.80xH.90 cm, 5x E14, 11 kg, black matt finish

Technical details page 309



100KELPST

Kelp Element

L.100xW.80xH.90 cm, 5x E14, 11 kg, stainless steel

Technical details page 309



KELP
gold satin finish



KELPOC160GSF
Kelp Chandelier Oval
L.160xW.60xH.55 cm, 10x E14, 27 kg, gold satin finish
Technical details page 308



SPKELPOC160COPSF

Kelp Chandelier Oval in customised finish
L.160xW.60xH.55 cm, 10x E14, 27 kg, copper satin finish
Technical details page 308



KELPC100BR

Kelp Chandelier Round
Ø100xH.60 cm, 10x E14, 22 kg, brass high gloss finish
Technical details page 307





KELP CHANDELIER
stainless steel



KELPCC80ST
Kelp Chandelier Conical
Ø80xH.90 cm, 10x E14, 30 kg, stainless steel
Technical details page 306



KELPP80COP

Kelp Ceiling Lamp Round
Ø80xH.30 cm, 6x E14, 15 kg, copper finish
Technical details page 310



KELPW50GSF

Kelp Wall Lamp
W.28xH.50xD.15 cm, 3x E14, 4 kg, gold satin finish
Technical details page 310

CHANEL 5TH AVENUE WATCHES AND FINE JEWELRY BOUTIQUE NEW YORK, USA

INTERIOR DESIGN BY PETER MARINO ARCHITECT

IMAGERY COURTESY OF CHANEL



Customised KELP

Unique Kelp Chandelier

Ø110xH.200 cm, 15x E12, 41 kg, brass high gloss finish



CUSTOMISED KELP

Lighting Object

Ø320xH.1.540cm, 450 kg, black matt frame, stainless steel leaves structure





Customised KELP
Conical Chandelier
Ø110cmxH.130cm, 16x E14, 25 kg, black matt finish, brass light globes



5x 100KELPST
Composition of 5x Kelp Element
Ø±150xH.±450 cm, 15x E14, 55 kg, stainless steel, black matt light globes



Arthur

Design by William Brand

He emerges as a conqueror when the darkness is fenced off.

Proudly overlooking the arena where he reigns.

Behind his metal curtain he shines his light guarding everyone around.



DE PAUWHOF RESIDENCE WASSENAAR, NL



ARCC80N

Arthur Chandelier Conical
Ø80xH.100 cm, 14x E14, 40 kg, nickel finish
Technical details page 311



SPAROC180G
Arthur Chandelier Oval in customised finish
L.180xW.60xH.55 cm, 16x E14, 49 kg, 24 carat gold finish
Technical details page 312



AROC140N
Arthur Chandelier Oval
L.140xW.60xH.55 cm 12x E14, 37 kg, nickel finish,
Technical details page 312




ARC100GSF

Arthur Chandelier Round
Ø100xH.55 cm, 14x E14, 40 kg, gold satin finish
Technical details page 313



ARC100N

Arthur Chandelier Round
Ø100xH.55 cm, 14x E14, 40 kg, nickel finish
Technical details page 313



ARTHUR CHANDELIER
customised brass aged colour finish



AR18N

Arthur Hanging Lamp
Ø18xH.75 cm, 3x E14, 10 kg, nickel finish
Technical details page 313



ARP80N
Arthur Ceiling Lamp Round
Ø80xH.45 cm, 8x E14, 31 kg, nickel finish
Technical details page 314



ARW50N
Arthur Wall Lamp
W.20xH.50xD.12 cm, 1xE14, 7 kg, nickel finish
Technical details page 314




Victoria

Design by William Brand

Before you see it, the sparkling light reaches your eyes in full splendour. The fresh ray of light enriches its surroundings and brings it to life.

Like a waterfall that blows droplets through the sky, a vapour of crystals comes down at you.



VCC70N

Victoria Chandelier Conical
Ø70xH.80 cm, 12x E14, 26 kg, nickel finish
Technical details page 315



VOC160N

Victoria Chandelier Oval

L.160xW.60xH.55 cm, 16x E14, 35 kg, nickel finish

Technical details page 316



VC100N

Victoria Chandelier Round

Ø100xH.55 cm, 14x E14, 30 kg, nickel finish

Technical details page 317





VICTORIA CHANDELIER
customised black matt finish



SPVC100GC

Victoria Chandelier Round in customised finish
Ø100xH.55 cm, 14x E14, 30 kg, gold colour finish
Technical details page 317



VC18N

Victoria Hanging Lamp
Ø18xH.75 cm, 3x E14, 7 kg, nickel finish
Technical details page 317



VC18N

Composition of 3x Victoria Hanging Lamp
Ø±70xH.±190 cm, ±21 kg, nickel finish
Technical details page 317





VP80N
 Victoria Ceiling Lamp
 Ø80xH.45 cm, 8x E14, 20 kg, nickel finish
 Technical details page 318



VW50N
 Victoria Wall Lamp
 W.20xH.50xD.12 cm, 1x E14, 5 kg, nickel finish
 Technical details page 318



VW70N
 Victoria Wall Lamp
 W.30xH.70xD.12 cm, 2x E14, 8 kg, nickel finish
 Technical details page 318



Customised VICTORIA
 Floor Lamp
 W. Ø95xH.200 cm, 8x E14, 95, gold satin finish



Sultans of Swing

Design by William Brand

Beauty enables us to find and lose ourselves at the same time. Only when paying careful attention, we sometimes hear the quiet whispers of history from beyond the curtain of time. Embracing both times gone by as well as the present, Sultans of Swing captures Imperial elegance and the sheer pleasure of blowing new life into long-standing shapes and forms.



DESSANGE SALON MOSCOW, RU



SOSCC80N

Sultans Of Swing Chandelier Conical
Ø80xH.100 cm, 14x E14, 30 kg, nickel finish
Technical details page 319



SOSCC80N

Sultans Of Swing Chandelier Conical
Ø80xH.100 cm, 14x E14, 26 kg, nickel finish
Technical details page 319



SOSOC140N

Sultans Of Swing Chandelier Oval
L.140xW.70xH.55 cm, 14x E14, 26 kg, nickel finish
Technical details page 319



SOSC100N

Sultans Of Swing Chandelier Round
Ø100xH.55 cm, 14x E14, 30 kg, nickel finish
Technical details page 320



SOST65N

Sultans Of Swing Table Lamp
Ø35xH.65 cm, 3x E14, 10 kg, nickel finish
Technical details page 321



SOSW36N

Sultans Of Swing Wall Lamp
W.12xH.36xD.12 cm, 1x E14, 3 kg, nickel finish
Technical details page 320



SOSW50N

Sultans Of Swing Wall Lamp
W.35xH.50xD.18 cm, 3x E14, 11 kg, nickel finish
Technical details page 320



100SOSST

Composition of 5xSultans Of Swing Elements with curves C, B, A, B, D
Ø30xH.100 cm, 1x E14, 4 kg, stainless steel
Technical details page 321



Our Sultans of Swing Elements can be shaped and formed to your needs.
You can select from four different single light objects, each with its own characteristic shaped curls.
You can use them by itself or combine them to fit your needs.



A

B

C

D

100SOSST

Sultans Of Swing Elements in 4 standard curves
Ø30xH.100 cm, 1x E14, 4 kg, stainless steel
Technical details page 321



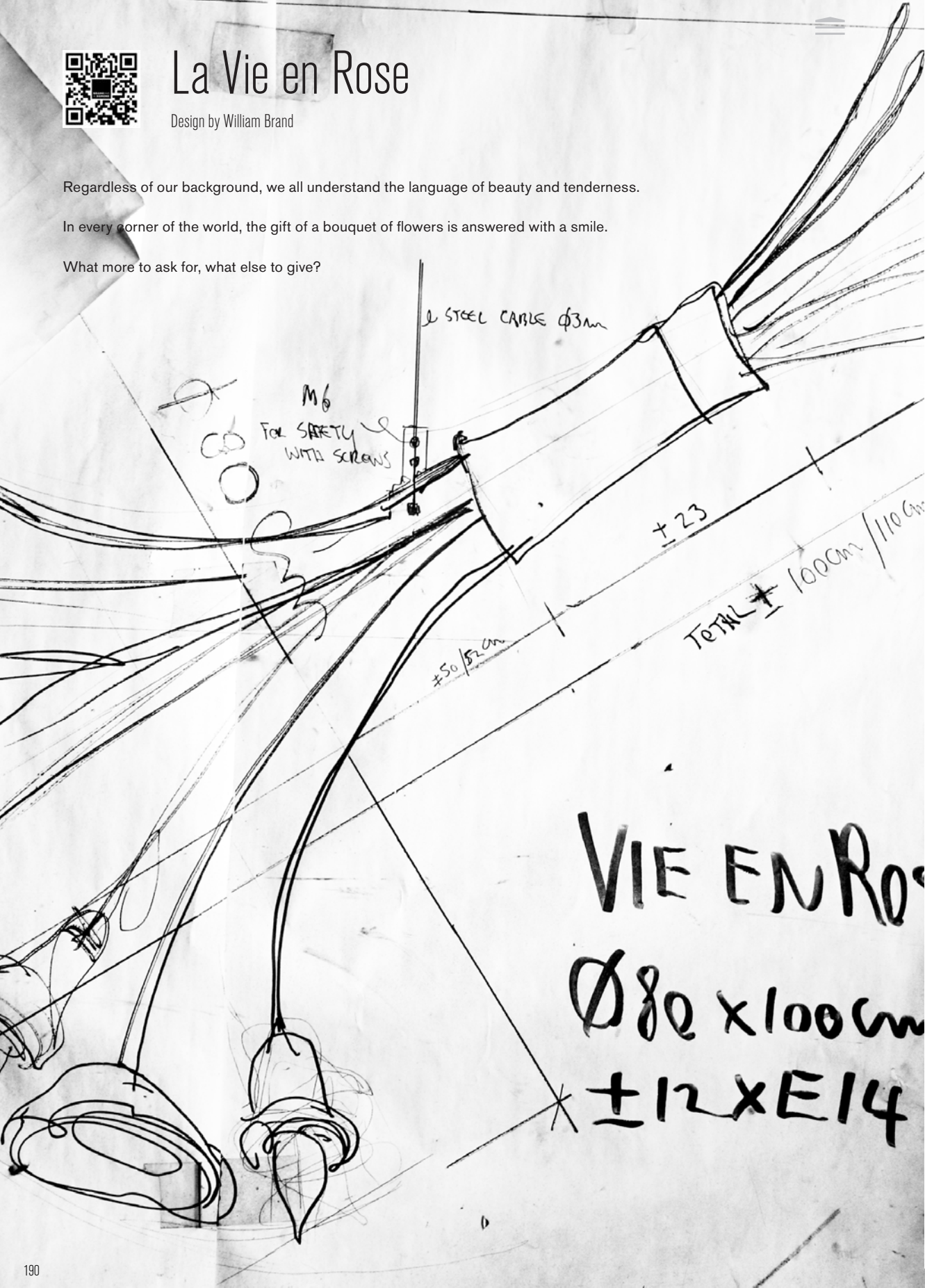
La Vie en Rose

Design by William Brand

Regardless of our background, we all understand the language of beauty and tenderness.

In every corner of the world, the gift of a bouquet of flowers is answered with a smile.

What more to ask for, what else to give?



LA VIE EN ROSE

Composition of Elements and Bouquets - 12 elements

Ø±155xH.±300 cm, adjustable total drop, ±40 kg, nickel finish

Other compositions possible

Technical details page 238-329

Composition elements: 1x Bouquet VERHB60N; 1x Bouquet VERHB40N; 4x Single Decorative Rose: 3x VERSRD80N position A, 1x VERSRD80N position B; 6x Single Light Rose: 1x VERSRL80N position A, 3x VERSRL80N position B, 2x VERSRL80N position C



VERHB80GSF

La Vie En Rose Bouquet
Ø80xL.100 cm, 10x E14, 22 kg, gold satin finish
Technical details page 322



OKURA HOTEL AMSTERDAM, NL



Composition Elements

- 1x Customised Bouquet Ø60xL.80 cm, 8x E14
- 1x Customised Bouquet Ø30xL.80 cm, 5x E14
- 2x Customised Bouquet Ø30xL.80 cm, 1x E14
- 1x Customised Bouquet Ø30xL.80 cm, 5x E14
- 1x Customised Bouquet Ø80xL.80 cm, 12x E14

Customised LA VIE EN ROSE

Customised Lighting Object

Composition element: 1x Customised Bouquet Ø60xL.80 cm, 8x E14, 1x Customised Bouquet Ø30xL.80 cm, 5x E14, 2x Customised Bouquet Ø30xL.80 cm, 1x E14, 1x Customised Bouquet Ø30xL.80 cm, 5x E14, 1x Customised Bouquet Ø80xL.80 cm, 12x E14
L.±340xW±80.H.99 cm, nickel finish



VERHL140N

La Vie En Rose Hanging Lamp Long
L.140xW.40xH.40 cm, 8x E14, 8 kg, nickel finish
Technical details page 324



VERW35N

La Vie En Rose Wall Lamp
L.35xH.65xH.20 cm, 3x E14, 8 kg, nickel finish
Technical details page 324



Love You Love You Not

Design by William Brand

The rose, while the icon of love, also symbolises the thin line between love gained and love lost. It's out of your hands, pick the petals at random, and wonder; she loves me, she loves me not...



Customised LOVE YOU LOVE YOU NOT
Chandelier Round, gold satin finish



PRIVATE INTERIOR, BUSSUM, NL



LYCC70N

Love You LoveYou Not Chandelier Conical
Ø70xH.80 cm, 12x E14, 28 kg, nickel finish
Technical details page 325



LYP80N

Love You Love You Not Ceiling Lamp Round
Ø80xH.30cm, 8x E14, 13 kg, nickel finish
Technical details page 325



LYW45N-L

Love You Love You Not Wall Lamp, left version
W.15xH.45xD.12 cm, 1x E14, 3 kg, nickel finish
Technical details page 326



Flower Power

Design by William Brand

Using the latest techniques to cut flowery sensual shapes out of steel plates, Flower Power is a wonderful rendez-vous between handmade and high-tech.

All this is combined with especially designed glass drops, that evoke the idea of icicles.



FPHO135BL

Flower Power Chandelier Oval

L.135xW.65xH.45cm, 12x G9, 35 kg, black high gloss finish

Technical details page 327



FPHO155W

Flower Power Chandelier Oval
L.155xW.65xH.45cm, 12x G9, 40 kg, white finish
Technical details page 327



FPHO135N

Flower Power Chandelier Oval
L.135xW.65xH.45cm, 12x G9, 35 kg, nickel finish
Technical details page 327



HOTEL CONTINENTAL OSLO, NORWAY



CUSTOMISED FLOWER POWER

SPFPC120N Chandelier Round

Ø120xH.85cm, 20x G9, 52 kg, nickel finish



CUSTOMISED FLOWER POWER

1x Chandelier "Upside down"

Ø150xH.155 cm, 26x G9, 136 kg, clear icicles, brass burnished finish

CUSTOMISED FLOWER POWER

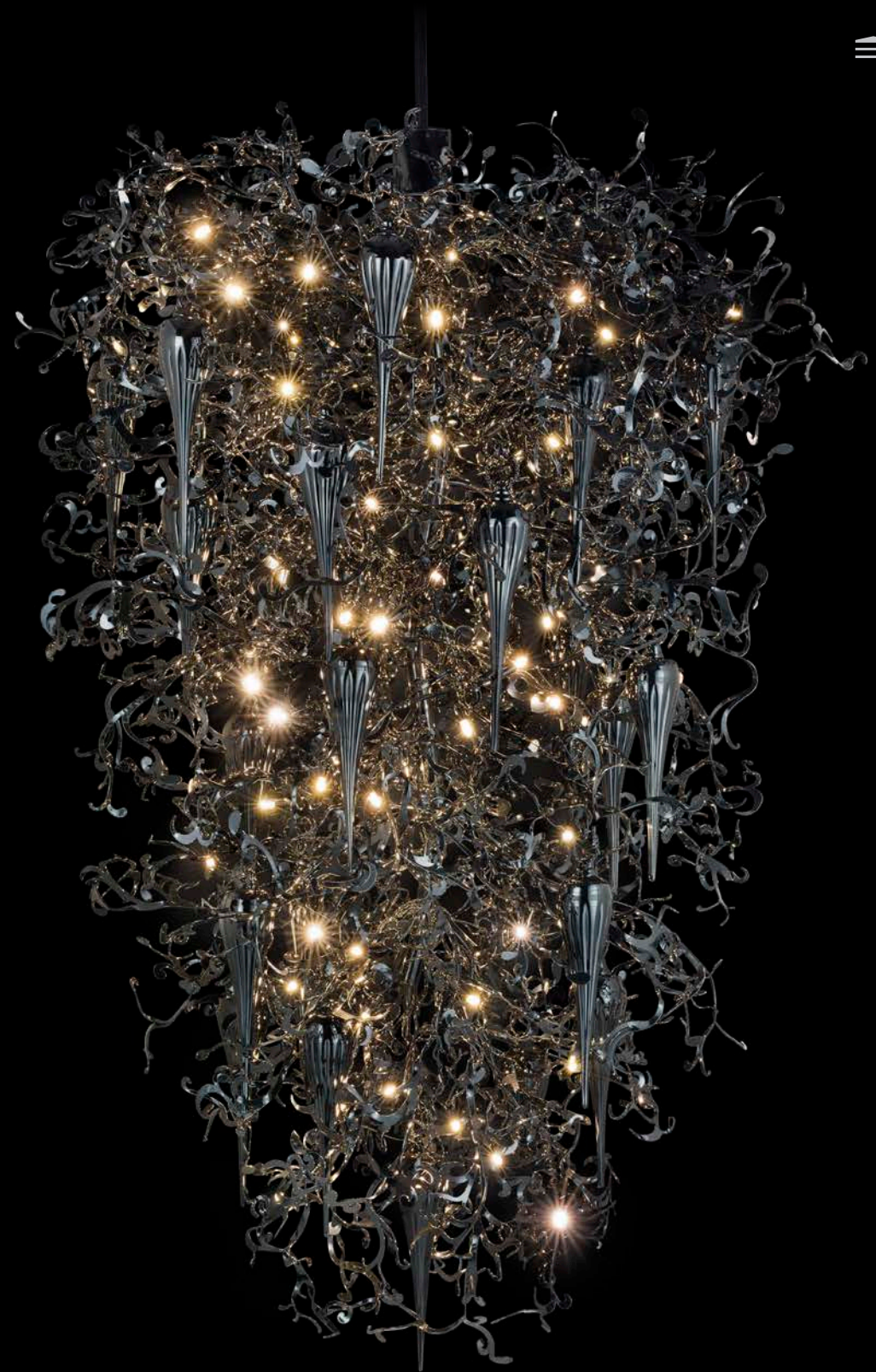
2x Chandelier "Upside down"

Ø120xH.100cm, 24x G9, 86 kg, clear icicles, brass burnished finish



Customised FLOWER POWER ICICLES

Chandelier Conical
Ø150xH.250 cm, 95 kg, black finish, black glass icicles



Customised FLOWER POWER ICICLES

Chandelier Conical
Ø150xH.250 cm, 95 kg, black finish, black glass icicles



Delphinium

Design by William Brand

It is a small step from the purity of nature to the pleasures of life, a step taken at the time of the introduction of Delphinium.

The structure of frivolous iron garlands carrying glass elements evokes an almost secret longing for times bygone.

A new stream of dancing designs comes to the fore, all with a playful hint of hedonism.



DCC70N

Delphinium Chandelier Conical

Ø70xH.80cm, 10x E14, 30 kg, nickel finish

Technical details page 328



Paul Noyen



2xDC100N

Delphinium Chandelier Round
Ø100xH.55cm, 12x E14, 30 kg, nickel finish
Technical details page 329



DC120N

Delphinium Chandelier Round
Ø120xH.70cm, 16x E14, 35 kg, nickel finish
Technical details page 329



DOC70N

Delphinium Chandelier Oval
L.140xW.70xH.50cm, 12x E14, 35 kg, nickel finish
Technical details page 330



PRIVATE INTERIOR KITZBÜHEL
INTERIOR DESIGN BY SPLENDID ARCHITECTURE GBR

DC140N

Delphinium Chandelier Round
Ø140xH.70cm, 20x E14, 67 kg, nickel finish
Technical details page 329



DP60N

Delphinium Ceiling Lamp Round
Ø60xH.30cm, 5x E14, 13 kg, nickel finish
Technical details page 331



DW35N

Delphinium Wall Lamp
W.40xH.75xD.20cm, 3x E14, 9 kg, nickel finish
Technical details page 331



Crystal Waters

Design by William Brand

Allowing the fine wiry parts to find their own way, like water leaving a riverbed, a wide range of shapes and dimensions flow smoothly from the collection of Crystal Waters. Eventually, all things merge into one, and a river runs through it...



CWS130NH

Crystal Waters Hanging Lamp Long
L.130xW.50cm, 16x G9, 8 kg, nickel finish
Technical details page 332



CRYSTAL WATERS
Hanging Lamp Cigar
gold satin finish



Customised CRYSTAL WATERS
Hanging Lamp Long SPCWS200GSFH
L.200xW.55xH.30cm, 26x G9, 15 kg, gold satin finish
Technical details of standard collection page 332



3x Customised CRYSTAL WATERS

Composition of 3x Special Hanging Lamp Vertical

Ø± 80xH.300cm, ± 81 kg

Single element Ø30xH.130 cm, 12x E14, 27 kg, nickel finish

Other compositions possible



Customised CRYSTAL WATERS

Hanging Lamp Hood SPCWS135NH

Ø135xH.65cm, 24x G9, 42 kg, nickel finish



Hollywood

Design by William Brand

Travelling through Africa with his family, William was touched by the slenderness and pure beauty of the branches and trees scattered across the land.

Upon his return, he was invited to lighten up the yearly Academy Awards in Los Angeles.

The star filled 'Green Room' was energised by both the winners of the Oscars as well as this new collection: the Hollywood collection took off amidst the stars.



HCC90N

Hollywood Chandelier Conical

Ø90xH.130cm, 16x E14, 27 kg, nickel finish

Any dimension possible

Technical details page 333



HCC90N

Hollywood Chandelier Conical
Ø90xH.130cm, 16x E14, 27 kg, nickel finish

Any dimension possible
Technical details page 333



HCC60N

Hollywood Chandelier Conical
Ø60xH.100cm, 8x E14, 16 kg, nickel finish

Any dimension possible
Technical details page 333



HCC90W
Hollywood Chandelier Conical
Ø90xH.130cm, 16x E14, 27 kg, white finish

Any dimension possible
Technical details page 333



HCCO140N
Hollywood Chandelier Conical Oval
L.140xW.55xH.85cm, 14x E14, 26 kg, nickel finish

Any dimension possible
Technical details page 333



Customised HOLLYWOOD
Hanging Lamp Long
L.225xW.30xH.40cm, 7x E27, 30 kg, nickel finish

Any dimension possible
Technical details of standard collection page 335



Customised HOLLYWOOD
Hanging Lamp Block x2
L.50xW.50xH.50cm, 1x E27, 13 kg, nickel finish

Any dimension possible



KEUKENHUIS DE TWEDE KAMER NAARDEN, NL



HP80N
 Hollywood Ceiling Lamp Round
 Ø80xH.22cm, 6x E14, 10 kg, nickel finish
 Technical details page 336



HW20N-L
 Hollywood Wall Lamp, left version
 W.20xH.45xD.15cm, 1x E14, 1 kg, nickel finish
 Technical details page 337



HW45N
 Hollywood Wall Lamp Block
 W.20xH.45xD.25cm, 1x E27, 6 kg, nickel finish
 Technical details page 337



HF170W

Hollywood Floor Lamp Block
L.30xW.30xH.170cm, white finish, 1x E27, 18 kg
Technical details page 338



HF190N

Hollywood Floor Lamp
L.40xW.40xH.190cm 1x E27, 24 kg, nickel finish
Technical details page 338



HF170N

Hollywood Floor Lamp Block
L.30xW.30xH.170cm, 1x E27, 18 kg, nickel finish
Technical details page 338



Hollywood Glass

Design by William Brand

In the heart of a tree, winter's stillness transforms fresh raindrops into icy glass.

Light and shadow dance together, freezing precious memories into sparkling icicles.

The Hollywood Collection, inspired by a family trip to Africa, draws from nature's majestic forces.

Slender tree branches seen on that journey now merge with the beauty of icicle formation, brought to life through handblown glass in the Hollywood Icicles.



HCCGL100N

Hollywood Glass Chandelier Conical

Ø100xH.125cm, 16x E14, 51 kg, nickel finish

Any dimension possible

Technical details page 339



HCCGL100N
Hollywood Chandelier Conical Glass
Ø100xH.125cm, 16x E14, 51 kg, nickel finish

Any dimension possible
Technical details page 339



Customised HOLLYWOOD ICICLES
Chandelier Oval
Ø140xH.85cm, 20x E14, 90 kg, nickel finish with customised icicles set



HCCGL80N

Hollywood Chandelier Conical Glass

Ø80xH.100cm, 12x E14, 38 kg, nickel finish

Any dimension possible

Technical details page 339



Customised HOLLYWOOD GLASS

Chandelier Conical

Ø70xH.75cm, 8x E14, 30 kg, gold satin finish

Any dimension possible

Technical details of the standard collection page 339





Customised HOLLYWOOD GLASS

Chandelier Conical

Ø140xH.350cm, 41x E14, 150 kg, gold satin finish

Any dimension possible



HOCGL140N

Hollywood Glass Chandelier Oval

L.140xW.55xH.85cm, 14x E14, 43 kg, nickel finish

Any dimension possible

Technical details page 340





HPGL60N

Hollywood Glass Ceiling Chandelier
Ø60xH.50cm, 8x E14, 20 kg, nickel finish

Any size as customised object possible

Technical details page 341



HGLW50GSF

Hollywood Glass Wall Light
W.25xH.50xD.22cm, 2x E14, 5 kg, gold satin finish

Technical details page 341



Commissioned

Sculpted by William Brand



Commissioned lighting objects sculpted by William Brand are extraordinary works of art, meticulously crafted to capture the essence of each unique space. With a harmonious fusion of light and form, these unique creations elevate their surroundings, offering an unparalleled expression of artistic vision and timeless beauty, treasured as collector's masterpieces.



DUTCH MASTERS GLASS CHANDELIER

L.125xW.70xH.80 cm, blown borosilicat glass, bronze, G9 light bulbs



PRIVATE RESIDENCE NL

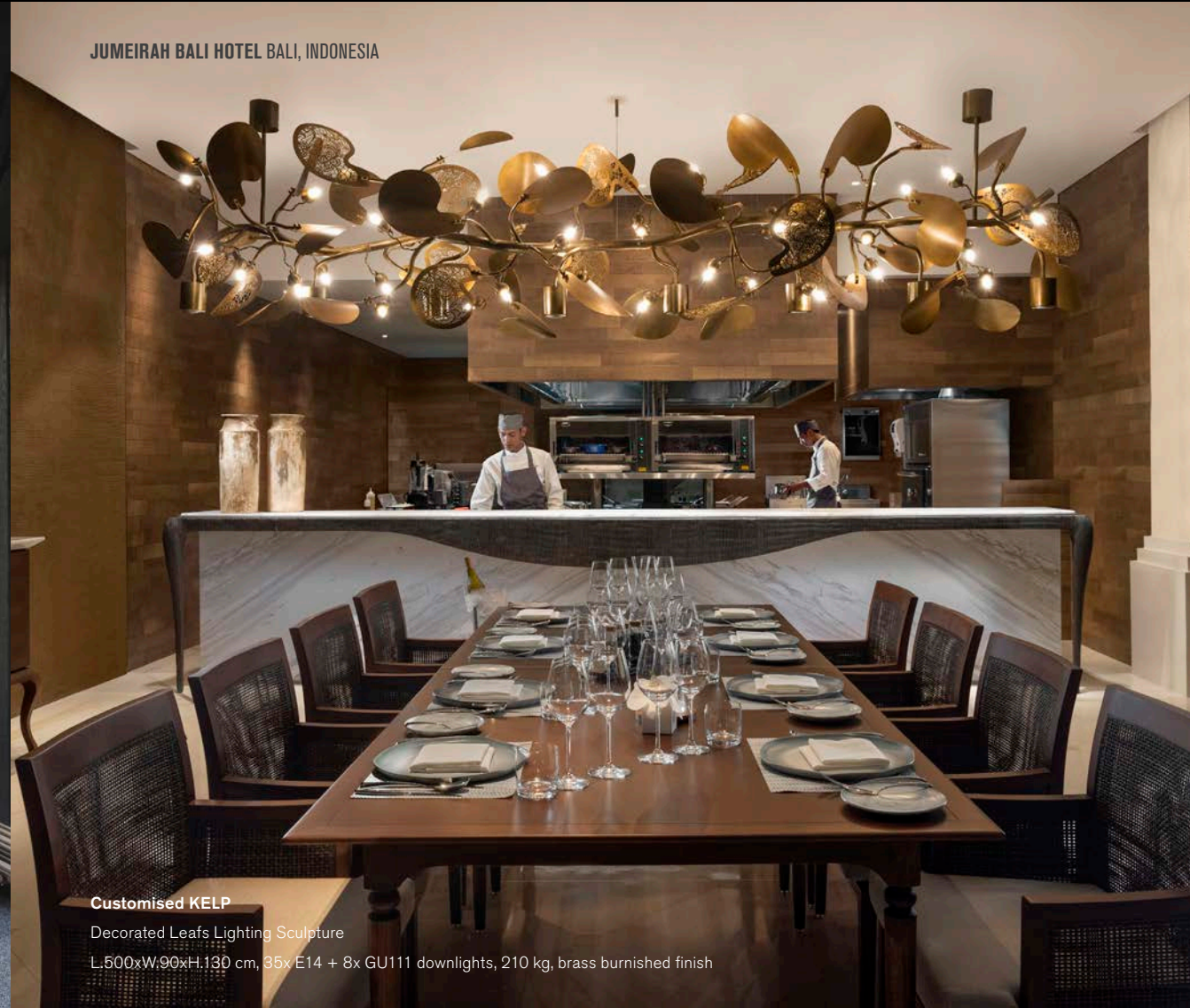


Customised FRACTAL

Oval Chandelier

L.220xW.70xH.50 cm, 26x E14, 72 kg, brass finish

JUMEIRAH BALI HOTEL BALI, INDONESIA



Customised KELP

Decorated Leafs Lighting Sculpture

L.500xW.90xH.130 cm, 85x E14 + 8x GU111 downlights, 210 kg, brass burnished finish



The Legends

Design by William Brand

The 'Legends' is a curated collection of timeless collections, no longer part of our standard catalogue, yet still available to order upon request.

FLINSTONE FLOOR LAMP



EVE CHANDELIER OVAL



FRAC TAL CHANDELIER ROUND



FRAC TAL CLOUD HANGING LAMP



The Legends

Design by William Brand



ICY LADY CHANDELIER ROUND



FLOATING CANDLES CUSTOMISED COMPOSITION




EVE CHANDELIER CONICAL



NIGHT WATCH CHANDELIER



ICY LADY ROUND CHANDELIER UPSIDEDOWN



KELP FORTUNA CUSTOMISED CHANDELIER



CANDLES AND SPIRITS CHANDELIER



RHAPSODY IN BLUE CUSTOMISED HANGING LAMP



LOLA CHANDELIER



The Legends

Design by William Brand



BROOM HANGING LAMP



EVE ICICLES CHANDELIER-CONICAL GLASS
EVE CHANDELIER OVAL



DIAMONDS OF AMSTERDAM HANGING LAMP



EDISON'S TAIL CUSTOMISED COMPOSITION



COCO CUSTOMISED HANGING LAMP



William Brand


























founder / designer

William Brand – an award-winning designer, sculptor - is widely recognised for his imaginative and daring sculptural lighting. He was trained as an artist and an architect. He graduated at the academy of fine arts and design. His lighting sculptures, often perceived as art pieces, grace the finest residences, exclusive boutiques, stunning hotels and leading art exhibitions.

His interior designs are minimalist, in contrast to his lighting designs which have a powerful sculptural presence. His way of working is quite specific. Immediately after defining the concept he starts working like a sculptor; experimenting and crafting while having the object sculpting in his hands, often with unexpected results. Therefore the journey is just as exciting and important as the destination.

Optional finishes



				
001 Nickel (N)*	002 Black Matt (BLM)	003 Black High Gloss (BL)	004 White Matt (WM)	005 White High Gloss (W)
				
008 Bronze (B)	010 Brass High Gloss (BR)* for KELP only	011 Stainless Steel (ST)	012 Brass Aged (BRA)*	013 Copper High Gloss (COP)*
				
015 Silver Colour leaf (SL)	016 Gold Colour leaf (GLR)	017 Brass Grinded (BRG)*	019 Brass Burnished (BRBUR)*	019 Brass Burnished (BRBUR)* with nano wax coating
				
020 Copper Burnished (COPBUR)*	020 Copper Burnished (COPBUR)* with nano wax coating	021 Gold Colour (GC)	022 Nickel Aged Cool (NAC)*	023 Brass Aged Colour (BRAC)*
				
024 Gold Satin (GSF)	025 Copper Satin (COPSF)	026 Nickel Aged Warm (NAW)*	027 Bronze Dark Patina (BDP)*	028 Silver Satin (SSF)

Architects and other co-creatives are invited to discover the endless possibilities of customising our lighting sculptures.

We hope to inspire you through the different colours and forms of various compositions, just as we enjoy being stimulated by your requests. William Brand's background in architecture gives him the insight to fully understand the demands and challenges of your work. Combined with his experience he is the perfect partner to translate your needs into handcrafted reality.

For our clients we not only customise to different dimensions, but also in different finishes: allowing for a truly personal lighting sculpture to be created.

*Due to the unique finishing process, particularly all variations of Nickel, Brass, Copper, and Bronze Dark Patina finishes, lights intended for the same space should be ordered at the same time to ensure a consistent appearance.
Finish colours may vary slightly when viewed in print or on screens.

Certificate



Technical information

Each BRAND VAN EGMOND lighting sculpture is issued with a certificate of authenticity and registered with a unique number.

This guarantees that you are in possession of an original BRAND VAN EGMOND object.

We advise you to keep this certificate together with your receipt of purchase in a safe place.

General information



CUSTOMISATION

Brand van Egmond lighting sculptures can be customised to almost any size and finish, perfectly tailored to elevate each interior with timeless allure.

CEILING COVERS | SUSPENSION

All lights are supplied with standard ceiling covers matching the specific models. Customisation can be made upon request. More details on pages 342-343.

LIGHT BULBS AND COMPATIBILITY WITH BUILDING ELECTRICAL SYSTEMS

Every lighting sculpture is supplied with a set of complimentary plug-and-play, dimmable retrofit LED light bulbs. These bulbs are easy to replace when needed and available at your local webshop supplier. They operate without build-in drivers, transformers, or dimmers and are compatible with phase-cut dimmers and popular dimmer systems like DALI. Only our floor and table lamps feature integrated LED dimmers on their cables.

Brand van Egmond does not produce or sell light bulbs. Instead, we carefully select high-quality options from trusted external suppliers. Please note that the atelier is not responsible for the quality or performance of light bulbs and cannot address any related complaints.

For detailed information on voltage, wattage, and socket base specifications for individual models, please refer to the technical details provided for both lamps and their light bulbs.

The compatibility of lights with your building's control systems must be verified and confirmed by a qualified electrician, including any terms and conditions for integration.

INSTALLATION GUIDES, CLEANING AND MAINTENANCE INSTRUCTIONS

All lights are supplied with dedicated installation guides.

All documents will be available at: www.brandvanegmond.com/downloads/



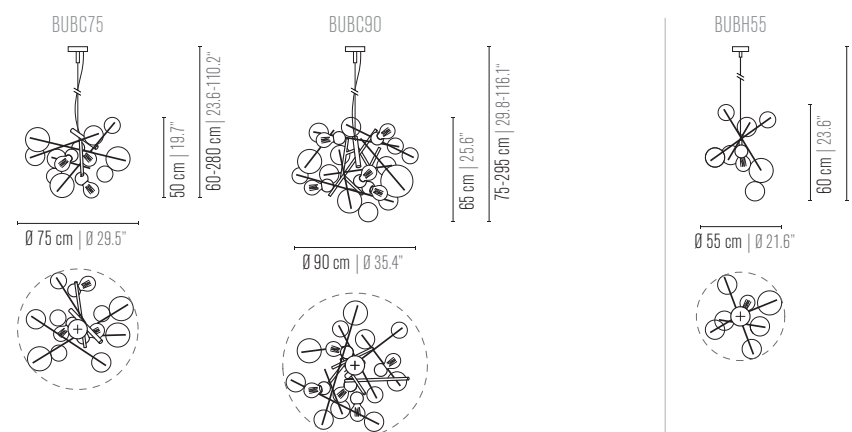
Collection Bubbles

Images of the collection: pages 8-17



Chandelier Round

Element



Explore Compositions



The Bubbles Chandeliers and Elements provide flexibility, enabling a variety of compositions to be created with alternative suspension options.

Chandelier Round

Images: pages 12-17

Art. no.	Dimensions	Light source	Weight	Finish
BUBC75BLM	Ø75xH.50 cm	3x E27	5 kg	black matt
BUBC75BDP	Ø75xH.50 cm	3x E27	5 kg	bronze dark patina
BUBC75N	Ø75xH.50 cm	3x E27	5 kg	nickel
BUBC75BRAC	Ø75xH.50 cm	3x E27	5 kg	brass aged colour
BUBC75GSF	Ø75xH.50 cm	3x E27	5 kg	gold satin
BUBC90BLM	Ø90xH.65 cm	5x E27	8 kg	black matt
BUBC90BDP	Ø90xH.65 cm	5x E27	8 kg	bronze dark patina
BUBC90N	Ø90xH.65 cm	5x E27	8 kg	nickel
BUBC90BRAC	Ø90xH.65 cm	5x E27	8 kg	brass aged colour
BUBC90GSF	Ø90xH.65 cm	5x E27	8 kg	gold satin

Details of the model

All chandeliers if ordered as standalone, are supplied with a Ø12 cm (4.7 in) ceiling cover HS-1, 250 cm (98.4 in) of steel cable, and 350 cm (137.8 in) of electric cable. The total drop can be easily adjusted on-site.

Hanging Lamp

Image: page 17

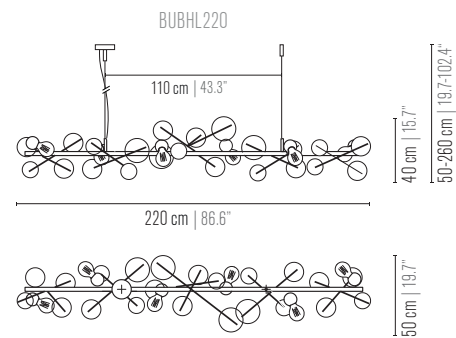
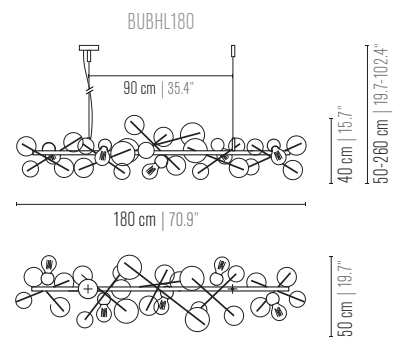
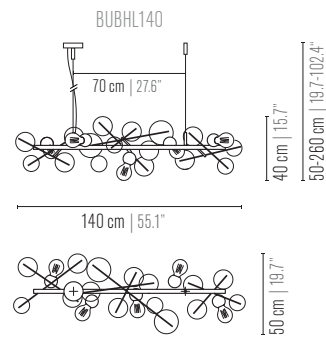
Art. no.	Dimensions	Light source	Weight	Finish
BUBH55BLM	Ø55xH.60 cm	1x E27	3 kg	black matt
BUBH55BDP	Ø55xH.60 cm	1x E27	3 kg	bronze dark patina
BUBH55N	Ø55xH.60 cm	1x E27	3 kg	nickel
BUBH55BRAC	Ø55xH.60 cm	1x E27	3 kg	brass aged colour
BUBH55GSF	Ø55xH.60 cm	1x E27	3 kg	gold satin

Details of the model

All lamps, if ordered as standalone, are supplied with a Ø10 cm (3.94 in) ceiling cover H-1 and 350 cm (137.8 in) of electric cable. The total drop can be easily adjusted on-site.

Details of the collection

By default, the glass spheres for the Bubbles are predominantly iridescent, mixed with clear. The standard light bulbs are: globe E27-L for 220-240V | E26-L for 110-120V versions - check BvE specifications.



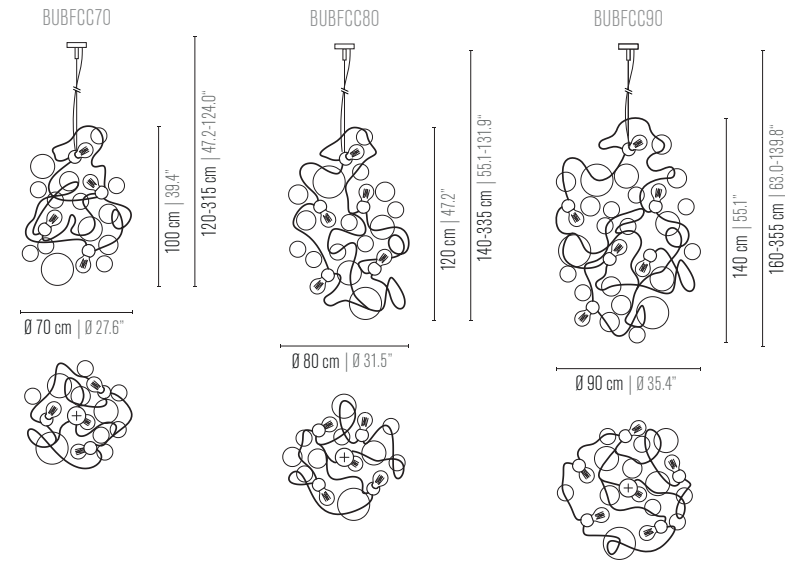
Art. no.	Dimensions	Light source	Weight	Finish
BUBHL140BLM	L.140xW.50xH.40 cm	5x E27	9 kg	black matt
BUBHL140BDP	L.140xW.50xH.40 cm	5x E27	9 kg	bronze dark patina
BUBHL140N	L.140xW.50xH.40 cm	5x E27	9 kg	nickel
BUBHL140BRAC	L.140xW.50xH.40 cm	5x E27	9 kg	brass aged colour
BUBHL140GSF	L.140xW.50xH.40 cm	5x E27	9 kg	gold satin
BUBHL180BLM	L.180xW.50xH.40 cm	5x E27	12 kg	black matt
BUBHL180BDP	L.180xW.50xH.40 cm	5x E27	12 kg	bronze dark patina
BUBHL180N	L.180xW.50xH.40 cm	5x E27	12 kg	nickel
BUBHL180BRAC	L.180xW.50xH.40 cm	5x E27	12 kg	brass aged colour
BUBHL180GSF	L.180xW.50xH.40 cm	5x E27	12 kg	gold satin
BUBHL220BLM	L.220xW.50xH.40 cm	6x E27	16 kg	black matt
BUBHL220BDP	L.220xW.50xH.40 cm	6x E27	16 kg	bronze dark patina
BUBHL220N	L.220xW.50xH.40 cm	6x E27	16 kg	nickel
BUBHL220BRAC	L.220xW.50xH.40 cm	6x E27	16 kg	brass aged colour
BUBHL220GSF	L.220xW.50xH.40 cm	6x E27	16 kg	gold satin

Details of the model

All long lamps are supplied with Ø12 cm (4.7 in) and Ø2 cm (0.8 in) ceiling covers HL-1, 250 cm (98.4 in) of double steel cable, and 350 cm (137.8 in) of electric cable. The total drop can be easily adjusted on-site.

Details of the collection

By default, the glass spheres for the Bubbles are predominantly iridescent, mixed with clear.
The standard light bulbs are: globe E27-L for 220-240V | E26-L for 110-120V versions - check BvE specifications.



Art. no.	Dimensions	Light source	Weight	Finish
BUBFCC70BDP	Ø70xH.100 cm	5x E27	15 kg	bronze dark patina
BUBFCC70BRAC	Ø70xH.100 cm	5x E27	15 kg	brass aged colour
BUBFCC70GSF	Ø70xH.100 cm	5x E27	15 kg	gold satin
BUBFCC80BDP	Ø80xH.120 cm	6x E27	17 kg	bronze dark patina
BUBFCC80BRAC	Ø80xH.120 cm	6x E27	17 kg	brass aged colour
BUBFCC80GSF	Ø80xH.120 cm	6x E27	17 kg	gold satin
BUBFCC90BDP	Ø90xH.140 cm	7x E27	25 kg	bronze dark patina
BUBFCC90BRAC	Ø90xH.140 cm	7x E27	25 kg	brass aged colour
BUBFCC90GSF	Ø90xH.140 cm	7x E27	25 kg	gold satin

Details of the models

All chandeliers are supplied with a Ø12 cm (4.7 in) ceiling cover HS-1, 250 cm (98.4 in) of steel cable, and 350 cm (137.8 in) of electric cable. The total drop can be easily adjusted on-site.

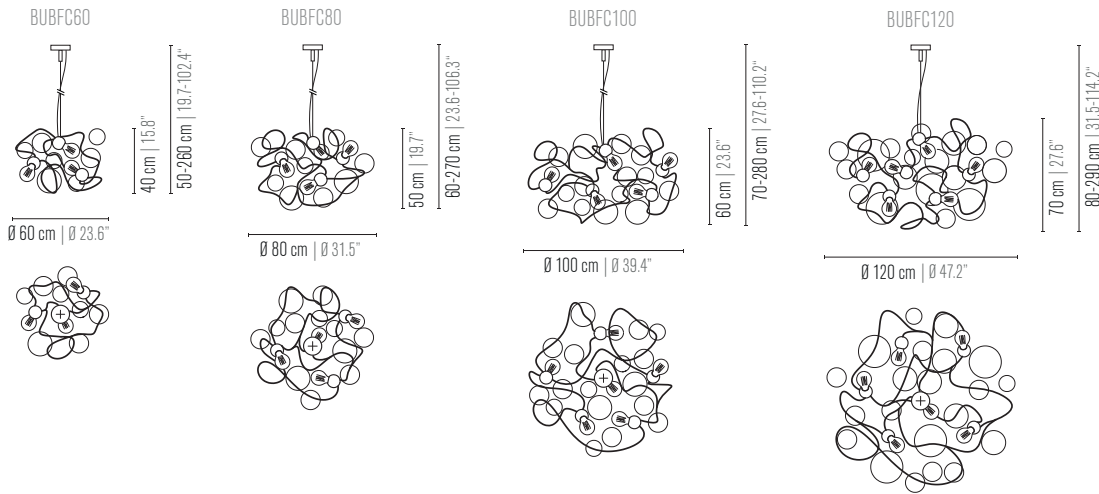
Details of the collection

By default, the glass spheres for the Bubbles Flow are predominantly iridescent, mixed with clear.
The standard light bulbs are: globe E27-L for 220-240V | E26-L for 110-120V versions - check BvE specifications.

Collection Bubbles Flow

Chandelier Round

Images: pages 20-21



Art. no.	Dimensions	Light source	Weight	Finish
BUBFC60BDP	Ø60xH.40 cm	3x E27	9 kg	bronze dark patina
BUBFC60BRAC	Ø60xH.40 cm	3x E27	9 kg	brass aged colour
BUBFC60GSF	Ø60xH.40 cm	3x E27	9 kg	gold satin
BUBFC80BDP	Ø80xH.50 cm	4x E27	12 kg	bronze dark patina
BUBFC80BRAC	Ø80xH.50 cm	4x E27	12 kg	brass aged colour
BUBFC80GSF	Ø80xH.50 cm	4x E27	12 kg	gold satin
BUBFC100BDP	Ø100xH.60 cm	5x E27	16 kg	bronze dark patina
BUBFC100BRAC	Ø100xH.60 cm	5x E27	16 kg	brass aged colour
BUBFC100GSF	Ø100xH.60 cm	5x E27	16 kg	gold satin
BUBFC120BDP	Ø120xH.70 cm	6x E27	21 kg	bronze dark patina
BUBFC120BRAC	Ø120xH.70 cm	6x E27	21 kg	brass aged colour
BUBFC120GSF	Ø120xH.70 cm	6x E27	21 kg	gold satin

Details of the model

All chandeliers are supplied with a Ø12 cm (4.7 in) ceiling cover HS-1, 250 cm (98.4 in) of steel cable, and 350 cm (137.8 in) of electric cable. The total drop can be easily adjusted on-site.

Details of the collection

By default, the glass spheres for the Bubbles Flow are predominantly iridescent, mixed with clear. The standard light bulbs are: globe E27-L for 220-240V | E26-L for 110-120V versions - check BvE specifications.

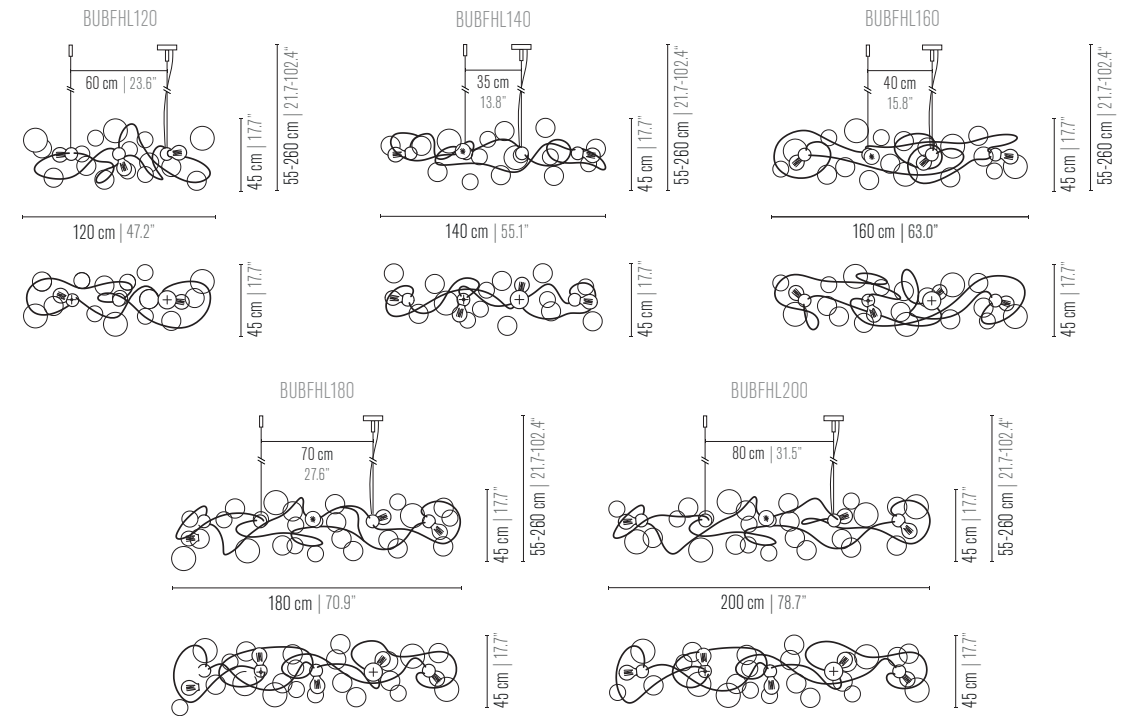
Specifications are subject to change without prior notice.

Catalogue Edition 32

Collection Bubbles Flow

Hanging Lamp Long

Images: pages 22-25



Art. no.	Dimensions	Light source	Weight	Finish
BUBFHL120BDP	L.120xW.45xH.45 cm	3x E27	10 kg	bronze dark patina
BUBFHL120BRAC	L.120xW.45xH.45 cm	3x E27	10 kg	brass aged colour
BUBFHL120GSF	L.120xW.45xH.45 cm	3x E27	10 kg	gold satin
BUBFHL140BDP	L.140xW.45xH.45 cm	4x E27	11 kg	bronze dark patina
BUBFHL140BRAC	L.140xW.45xH.45 cm	4x E27	11 kg	brass aged colour
BUBFHL140GSF	L.140xW.45xH.45 cm	4x E27	11 kg	gold satin
BUBFHL160BDP	L.160xW.45xH.45 cm	4x E27	13 kg	bronze dark patina
BUBFHL160BRAC	L.160xW.45xH.45 cm	4x E27	13 kg	brass aged colour
BUBFHL160GSF	L.160xW.45xH.45 cm	4x E27	13 kg	gold satin
BUBFHL180BDP	L.180xW.45xH.45 cm	5x E27	15 kg	bronze dark patina
BUBFHL180BRAC	L.180xW.45xH.45 cm	5x E27	15 kg	brass aged colour
BUBFHL180GSF	L.180xW.45xH.45 cm	5x E27	15 kg	gold satin
BUBFHL200BDP	L.200xW.45xH.45 cm	5x E27	17 kg	bronze dark patina
BUBFHL200BRAC	L.200xW.45xH.45 cm	5x E27	17 kg	brass aged colour
BUBFHL200GSF	L.200xW.45xH.45 cm	5x E27	17 kg	gold satin

Details of the model

All long lamps are supplied with Ø12 cm (4.7 in) and Ø2 cm (0.8 in) ceiling covers HL-1, 250 cm (98.4 in) of double steel cable, and 350 cm (137.8 in) of electric cable. The total drop can be easily adjusted on-site.

Details of the collection

By default, the glass spheres for the Bubbles Flow are predominantly iridescent, mixed with clear. The standard light bulbs are: globe E27-L for 220-240V | E26-L for 110-120V versions - check BvE specifications.

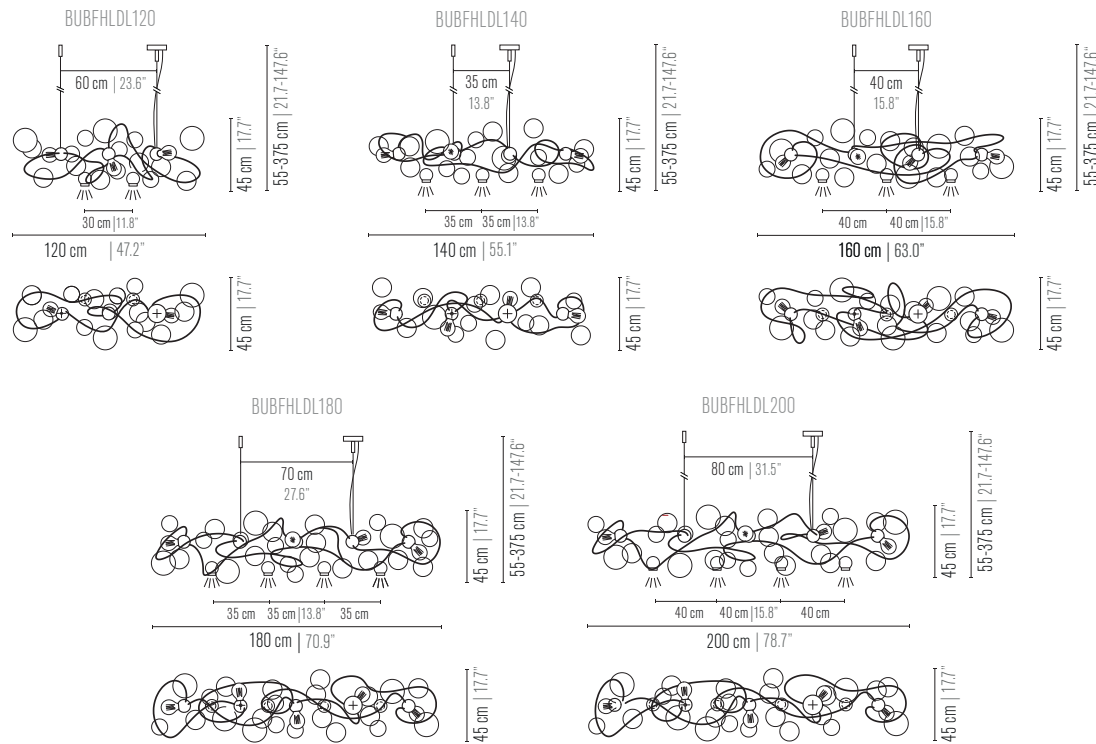
Specifications are subject to change without prior notice.

Catalogue Edition 32

Collection Bubbles Flow

Hanging Lamp Long with downlights

Images: pages 26-27



Art. no.	Dimensions	Light source	Weight	Finish
BUBFHLDL120BDP	L.120xW.45xH.45 cm	3x E27 + 2x GU10 spot downlight	11 kg	bronze dark patina
BUBFHLDL120BRAC	L.120xW.45xH.45 cm	3x E27 + 2x GU10 spot downlight	11 kg	brass aged colour
BUBFHLDL120GSF	L.120xW.45xH.45 cm	3x E27 + 2x GU10 spot downlight	11 kg	gold satin
BUBFHLDL140BDP	L.140xW.45xH.45 cm	4x E27 + 3x GU10 spot downlight	12 kg	bronze dark patina
BUBFHLDL140BRAC	L.140xW.45xH.45 cm	4x E27 + 3x GU10 spot downlight	12 kg	brass aged colour
BUBFHLDL140GSF	L.140xW.45xH.45 cm	4x E27 + 3x GU10 spot downlight	12 kg	gold satin
BUBFHLDL160BDP	L.160xW.45xH.45 cm	4x E27 + 3x GU10 spot downlight	13 kg	bronze dark patina
BUBFHLDL160BRAC	L.160xW.45xH.45 cm	4x E27 + 3x GU10 spot downlight	13 kg	brass aged colour
BUBFHLDL160GSF	L.160xW.45xH.45 cm	4x E27 + 3x GU10 spot downlight	13 kg	gold satin
BUBFHLDL180BDP	L.180xW.45xH.45 cm	5x E27 + 4x GU10 spot downlight	16 kg	bronze dark patina
BUBFHLDL180BRAC	L.180xW.45xH.45 cm	5x E27 + 4x GU10 spot downlight	16 kg	brass aged colour
BUBFHLDL180GSF	L.180xW.45xH.45 cm	5x E27 + 4x GU10 spot downlight	16 kg	gold satin
BUBFHLDL200BDP	L.200xW.45xH.45 cm	5x E27 + 4x GU10 spot downlight	19 kg	bronze dark patina
BUBFHLDL200BRAC	L.200xW.45xH.45 cm	5x E27 + 4x GU10 spot downlight	19 kg	brass aged colour
BUBFHLDL200GSF	L.200xW.45xH.45 cm	5x E27 + 4x GU10 spot downlight	19 kg	gold satin

Details of the model

All long lamps are supplied with Ø12 cm (4.7 in) and Ø2 cm (0.8 in) ceiling covers HL-1, 250 cm (98.4 in) of double steel cable, and 350 cm (137.8 in) of electric cable. The total drop can be easily adjusted on-site.

The standard spot downlights are: GU10-A for 220-240V | GU10-A-U for 110-120V versions - check BvE specifications. The spot downlights are on a separate circuit.

Details of the collection

By default, the glass spheres for the Bubbles Flow are predominantly iridescent, mixed with clear.
The standard light bulbs are: globe E27-L for 220-240V | E26-L for 110-120V versions - check BvE specifications.

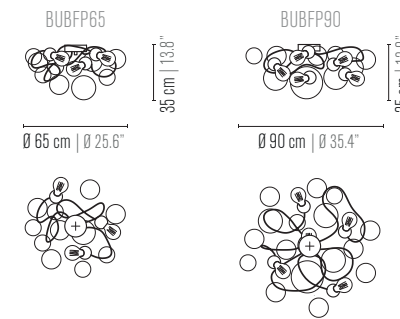
Specifications are subject to change without prior notice.

Catalogue Edition 32

Collection Bubbles Flow

Ceiling Lamp

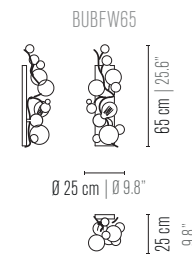
Image: page 28



Art. no.	Dimensions	Light source	Weight	Finish
BUBFP65BDP	Ø65xH.35 cm	3x E27	10 kg	bronze dark patina
BUBFP65BRAC	Ø65xH.35 cm	3x E27	10 kg	brass aged colour
BUBFP65GSF	Ø65xH.35 cm	3x E27	10 kg	gold satin
BUBFP90BDP	Ø90xH.35 cm	5x E27	14 kg	bronze dark patina
BUBFP90BRAC	Ø90xH.35 cm	5x E27	14 kg	brass aged colour
BUBFP90GSF	Ø90xH.35 cm	5x E27	14 kg	gold satin

Wall Lamp

Image: page 29



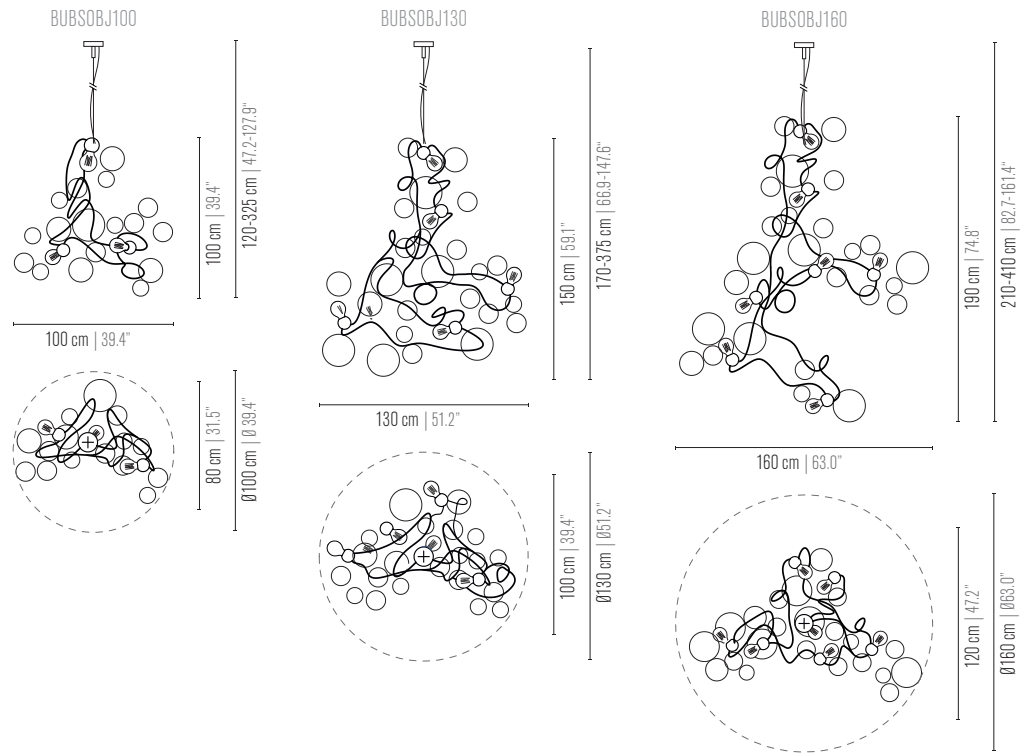
Art. no.	Dimensions	Light source	Weight	Finish
BUBFW65BDP	W.25xD.25xH.65 cm	1x E27	4 kg	bronze dark patina
BUBFW65BRAC	W.25xD.25xH.65 cm	1x E27	4 kg	brass aged colour
BUBFW65GSF	W.25xD.25xH.65 cm	1x E27	4 kg	gold satin

Details of the collection

By default, the glass spheres for the Bubbles Flow are predominantly iridescent, mixed with clear.
The standard light bulbs are: globe E27-L for 220-240V | E26-L for 110-120V versions - check BvE specifications.

Specifications are subject to change without prior notice.

Catalogue Edition 32



Explore Compositions



The Bubbles Swirl Objects provide flexibility, enabling a variety of compositions to be created with alternative suspension options.

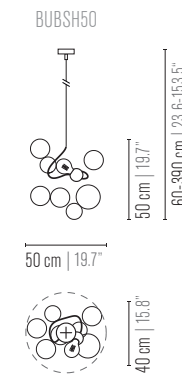
Art. no.	Dimensions	Light source	Weight	Finish
BUBSOBJ100BDP	W.100xD.80xH.100 cm	3x E27	13 kg	bronze dark patina
BUBSOBJ100BRAC	W.100xD.80xH.100 cm	3x E27	13 kg	brass aged colour
BUBSOBJ100GSF	W.100xD.80xH.100 cm	3x E27	13 kg	gold satin
BUBSOBJ130BDP	W.130xD.100xH.150 cm	5x E27	18 kg	bronze dark patina
BUBSOBJ130BRAC	W.130xD.100xH.150 cm	5x E27	18 kg	brass aged colour
BUBSOBJ130GSF	W.130xD.100xH.150 cm	5x E27	18 kg	gold satin
BUBSOBJ160BDP	W.160xD.120xH.190 cm	7x E27	24 kg	bronze dark patina
BUBSOBJ160BRAC	W.160xD.120xH.190 cm	7x E27	24 kg	brass aged colour
BUBSOBJ160GSF	W.160xD.120xH.190 cm	7x E27	24 kg	gold satin

Details of the models

All Sculptural Objects are supplied with a Ø12 cm (4.7 in) ceiling cover HS-1, 250 cm (98.4 in) of steel cable, and 350 cm (137.8 in) of electric cable. The total drop can be easily adjusted on-site. Custom ceiling covers are available for compositions featuring multiple objects.

Details of the collection

By default, the glass spheres for the Bubbles Swirl are predominantly iridescent, mixed with clear. The standard light bulbs are: globe E27-L for 220-240V | E26-L for 110-120V versions - check BvE specifications.



Explore Compositions



The Bubbles Swirl Elements provide flexibility, enabling a variety of compositions to be created with alternative suspension options.

Art. no.	Dimensions	Light source	Weight	Finish
BUBSH50BDP	W.50xD.40xH.50 cm	1x E27	4 kg	bronze dark patina
BUBSH50BRAC	W.50xD.40xH.50 cm	1x E27	4 kg	brass aged colour
BUBSH50GSF	W.50xD.40xH.50 cm	1x E27	4 kg	gold satin

Details of the models

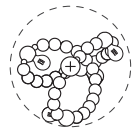
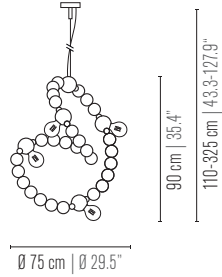
All Elements, if ordered as standalone, lights are supplied with a Ø10 cm (3.94 in) ceiling cover H-1 and 350 cm (137.8 in) of electric cable. The total drop can be easily adjusted on-site.

Details of the collection

By default, the glass spheres for the Bubbles Swirl are predominantly iridescent, mixed with clear. The standard light bulbs are: globe E27-L for 220-240V | E26-L for 110-120V versions - check BvE specifications.



BELC75



Explore Compositions



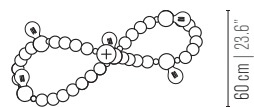
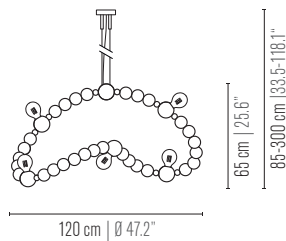
The Bella Chandeliers Vertical provide flexibility, enabling a variety of compositions to be created with alternative suspension options.

Details of the models

All chandeliers, if ordered as standalone, are supplied with a Ø12 cm (4.7 in) ceiling cover HS-1, 250 cm (98.4 in) of steel cable, and 350 cm (137.8 in) of electric cable. The total drop can be easily adjusted on-site.

Art. no.	Dimensions	Light source	Weight	Finish
BELC75BL	Ø75xH.90 cm	4x E27	14 kg	black high gloss
BELC75BDP	Ø75xH.90 cm	4x E27	14 kg	bronze dark patina
BELC75N	Ø75xH.90 cm	4x E27	14 kg	nickel
BELC75GSF	Ø75xH.90 cm	4x E27	14 kg	gold satin

BELCHL120



Details of the models

All chandeliers are supplied with a Ø12 cm (4.7 in) ceiling cover HS-2, double 250 cm (98.4 in) of steel cable, and 350 cm (137.8 in) of electric cable. The total drop can be easily adjusted on-site.

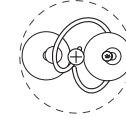
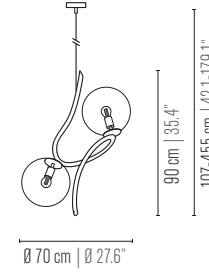
Art. no.	Dimensions	Light source	Weight	Finish
BELCHL120BL	L.120xW.60xH.65 cm	5x E27	16 kg	black high gloss
BELCHL120BDP	L.120xW.60xH.65 cm	5x E27	16 kg	bronze dark patina
BELCHL120N	L.120xW.60xH.65 cm	5x E27	16 kg	nickel
BELCHL120GSF	L.120xW.60xH.65 cm	5x E27	16 kg	gold satin

Details of the collection

The standard light bulbs are: globe E27-L for 220-240V | E26-L for 110-120V versions - check BvE specifications.



BALV90

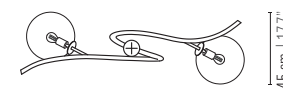
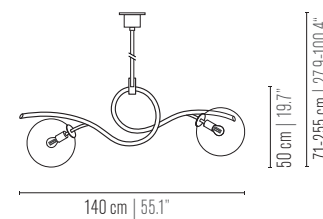


Art. no.	Dimensions	Light source	Weight	Finish
BALV90BDP	Ø70xH.90 cm	2x E27	7 kg	bronze dark patina

Details of the model

All lamps are supplied with a Ø12 cm (4.7 in) ceiling cover H-1 and 350 cm (137.8 in) of electric cable. The total drop can be easily adjusted on-site.

BALHL120



Art. no.	Dimensions	Light source	Weight	Finish
BALHL140BDP	L.140xW.45xH.50 cm	2x E27	11 kg	bronze dark patina

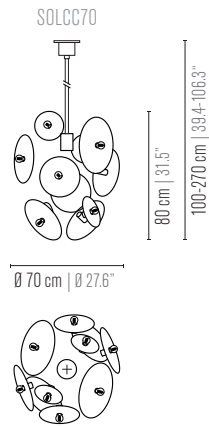
Details of the models

All lamps are supplied with a Ø10 cm (3.94 in) cylindrical ceiling cover B-2, a Ø16 cm (6.3 in) mounting plate, a 200 cm (78.7 in) two-part stem, and 350 cm (137.8 in) of electric cable. The total drop can be easily adjusted on-site.

Details of the collection

By default glass for the Ballet Collection is iridescent.

The standard light bulbs are: globe E27-M for 220-240V | E26-M for 110-120V versions - check BvE specifications.



Art. no.	Dimensions	Light source	Weight	Finish Frame	Finish Reflectors
SOLCC70BLM	Ø70xH.80 cm	12x E14	24 kg	black matt	black matt
SOLCC70BLM-BDP	Ø70xH.80 cm	12x E14	24 kg	black matt	bronze dark patina
SOLCC70BLM-ST	Ø70xH.80 cm	12x E14	24 kg	black matt	stainless steel
SOLCC70BLM-BRBUR	Ø70xH.80 cm	12x E14	24 kg	black matt	brass burnished
SOLCC70BLM-GSF	Ø70xH.80 cm	12x E14	24 kg	black matt	gold satin
SOLCC70BDP-BLM	Ø70xH.80 cm	12x E14	24 kg	bronze dark patina	black matt
SOLCC70BDP	Ø70xH.80 cm	12x E14	24 kg	bronze dark patina	bronze dark patina
SOLCC70BDP-ST	Ø70xH.80 cm	12x E14	24 kg	bronze dark patina	stainless steel
SOLCC70BDP-BRBUR	Ø70xH.80 cm	12x E14	24 kg	bronze dark patina	brass burnished
SOLCC70BDP-GSF	Ø70xH.80 cm	12x E14	24 kg	bronze dark patina	gold satin

Details of the models

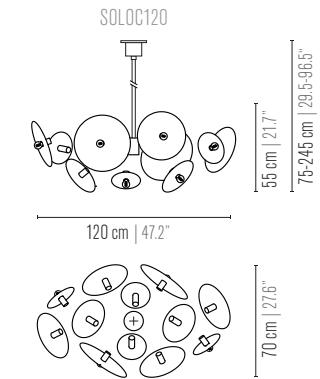
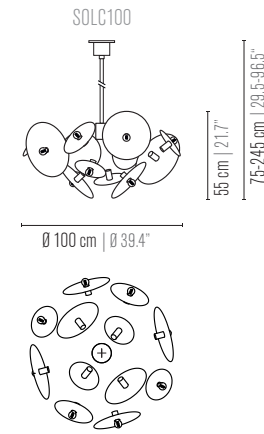
All chandeliers are supplied with a Ø10 cm (3.94 in) cylindrical ceiling cover B-2, a Ø16 cm (6.3 in) mounting plate, a 200 cm (78.7 in) two-part stem, and 350 cm (137.8 in) of electric cable. The total drop can be easily adjusted on-site.

Details of the collection

The standard light bulbs are: globe E14-G for 220-240V | E12-G for 110-120V versions - check BvE specifications.

Specifications are subject to change without prior notice.

Catalogue Edition 32



Chandelier Round

Images: pages 52-53

Art. no.	Dimensions	Light source	Weight	Finish Frame	Finish Reflectors
SOLC100BLM	Ø100xH.55 cm	12x E14	22 kg	black matt	black matt
SOLC100BLM-BDP	Ø100xH.55 cm	12x E14	22 kg	black matt	bronze dark patina
SOLC100BLM-ST	Ø100xH.55 cm	12x E14	22 kg	black matt	stainless steel
SOLC100BLM-BRBUR	Ø100xH.55 cm	12x E14	22 kg	black matt	brass burnished
SOLC100BLM-GSF	Ø100xH.55 cm	12x E14	22 kg	black matt	gold satin
SOLC100BDP-BLM	Ø100xH.55 cm	12x E14	22 kg	bronze dark patina	black matt
SOLC100BDP	Ø100xH.55 cm	12x E14	22 kg	bronze dark patina	bronze dark patina
SOLC100BDP-ST	Ø100xH.55 cm	12x E14	22 kg	bronze dark patina	stainless steel
SOLC100BDP-BRBUR	Ø100xH.55 cm	12x E14	22 kg	bronze dark patina	brass burnished
SOLC100BDP-GSF	Ø100xH.55 cm	12x E14	22 kg	bronze dark patina	gold satin

Chandelier Oval

Image: page 51

Art. no.	Dimensions	Light source	Weight	Finish Frame	Finish Reflectors
SOLOC120BLM	L.120xW.70xH.50 cm	12x E14	20 kg	black matt	black matt
SOLOC120BLM-BDP	L.120xW.70xH.50 cm	12x E14	20 kg	black matt	bronze dark patina
SOLOC120BLM-ST	L.120xW.70xH.50 cm	12x E14	20 kg	black matt	stainless steel
SOLOC120BLM-BRBUR	L.120xW.70xH.50 cm	12x E14	20 kg	black matt	brass burnished
SOLOC120BLM-GSF	L.120xW.70xH.50 cm	12x E14	20 kg	black matt	gold satin
SOLOC120BDP-BLM	L.120xW.70xH.50 cm	12x E14	20 kg	bronze dark patina	black matt
SOLOC120BDP	L.120xW.70xH.50 cm	12x E14	20 kg	bronze dark patina	bronze dark patina
SOLOC120BDP-ST	L.120xW.70xH.50 cm	12x E14	20 kg	bronze dark patina	with stainless steel
SOLOC120BDP-BRBUR	L.120xW.70xH.50 cm	12x E14	20 kg	bronze dark patina	brass burnished
SOLOC120BDP-GSF	L.120xW.70xH.50 cm	12x E14	20 kg	bronze dark patina	gold satin

Details of the models

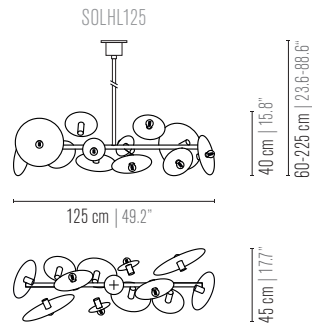
All chandeliers are supplied with a Ø10 cm (3.94 in) cylindrical ceiling cover B-2, a Ø16 cm (6.3 in) mounting plate, a 200 cm (78.7 in) two-part stem, and 350 cm (137.8 in) of electric cable. The total drop can be easily adjusted on-site.

Details of the collection

The standard light bulbs are: globe E14-G for 220-240V | E12-G for 110-120V versions - check BvE specifications.

Specifications are subject to change without prior notice.

Catalogue Edition 32



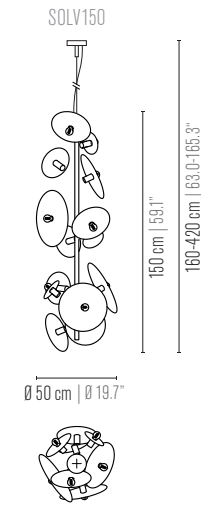
Art. no.	Dimensions	Light source	Weight	Finish Frame	Finish Reflectors
SOLHL125BLM	L.125xW.45xH.40 cm	12x E14	16 kg	black matt	black matt
SOLHL125BLM-BDP	L.125xW.45xH.40 cm	12x E14	16 kg	black matt	bronze dark patina
SOLHL125BLM-ST	L.125xW.45xH.40 cm	12x E14	16 kg	black matt	stainless steel
SOLHL125BLM-BR BUR	L.125xW.45xH.40 cm	12x E14	16 kg	black matt	brass burnished
SOLHL125BLM-GSF	L.125xW.45xH.40 cm	12x E14	16 kg	black matt	gold satin
SOLHL125BDP-BLM	L.125xW.45xH.40 cm	12x E14	16 kg	bronze dark patina	black matt
SOLHL125BDP	L.125xW.45xH.40 cm	12x E14	16 kg	bronze dark patina	bronze dark patina
SOLHL125BDP-ST	L.125xW.45xH.40 cm	12x E14	16 kg	bronze dark patina	stainless steel
SOLHL125BDP-BR BUR	L.125xW.45xH.40 cm	12x E14	16 kg	bronze dark patina	brass burnished
SOLHL125BDP-GSF	L.125xW.45xH.40 cm	12x E14	16 kg	bronze dark patina	gold satin

Details of the models

All lamps are supplied with a Ø10 cm (3.94 in) cylindrical ceiling cover B-2, a Ø16 cm (6.3 in) mounting plate, a 200 cm (78.7 in) two-part stem, and 350 cm (137.8 in) of electric cable. The total drop can be easily adjusted on-site.

Details of the collection

The standard light bulbs are: globe E14-G for 220-240V | E12-G for 110-120V versions - check BvE specifications.



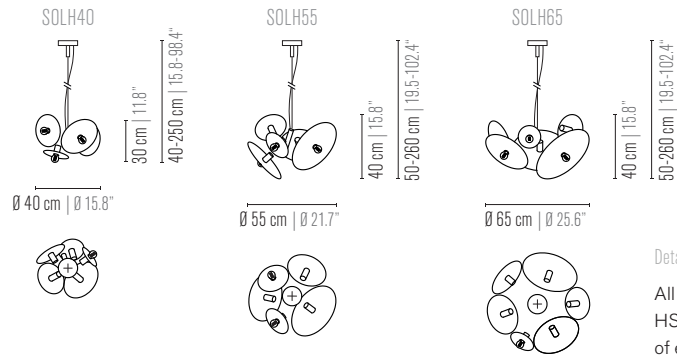
Art. no.	Dimensions	Light source	Weight	Finish Frame	Finish Reflectors
SOLV150BLM	Ø50xH.150 cm	14x E14	19 kg	black matt	black matt
SOLV150BLM-BDP	Ø50xH.150 cm	14x E14	19 kg	black matt wit	bronze dark patina
SOLV150BLM-ST	Ø50xH.150 cm	14x E14	19 kg	black matt with	stainless steel
SOLV150BLM-BR BUR	Ø50xH.150 cm	14x E14	19 kg	black matt	brass burnished
SOLV150BLM-GSF	Ø50xH.150 cm	14x E14	19 kg	black matt	gold satin
SOLV150BDP-BLM	Ø50xH.150 cm	14x E14	19 kg	bronze dark patina	black matt
SOLV150BDP	Ø50xH.150 cm	14x E14	19 kg	bronze dark patina	bronze dark patina
SOLV150BDP-ST	Ø50xH.150 cm	14x E14	19 kg	bronze dark patina	stainless steel
SOLV150BDP-BR BUR	Ø50xH.150 cm	14x E14	19 kg	bronze dark patina	brass burnished
SOLV150BDP-GSF	Ø50xH.150 cm	14x E14	19 kg	bronze dark patina	gold satin

Details of the models

All lamps are supplied with a Ø12 cm (4.7 in) ceiling cover HS-1, 250 cm (98.4 in) of steel cable, and 350 cm (137.8 in) of electric cable. The total drop can be easily adjusted on-site.

Details of the collection

The standard light bulbs are: globe E14-G for 220-240V | E12-G for 110-120V versions - check BvE specifications.



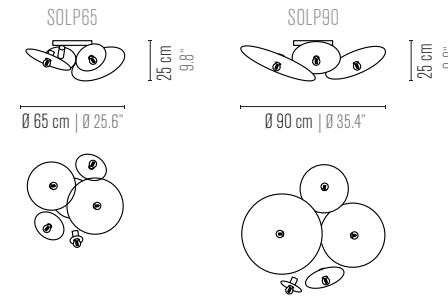
Details of the models

All lamps are supplied with a Ø12 cm (4.7 in) ceiling cover HS-1, 250 cm (98.4 in) of steel cable, and 350 cm (137.8 in) of electric cable. The total drop can be easily adjusted on-site.

Art. no.	Dimensions	Light source	Weight	Finish Frame	Finish Reflectors
SOLH40BLM	Ø40xH.30 cm	5x E14	5 kg	black matt	black matt
SOLH40BLM-BDP	Ø40xH.30 cm	5x E14	5 kg	black matt	bronze dark patina
SOLH40BLM-ST	Ø40xH.30 cm	5x E14	5 kg	black matt	stainless steel
SOLH40BLM-BR BUR	Ø40xH.30 cm	5x E14	5 kg	black matt	brass burnished
SOLH40BLM-GSF	Ø40xH.30 cm	5x E14	5 kg	black matt	gold satin
SOLH40BDP-BLM	Ø40xH.30 cm	5x E14	5 kg	bronze dark patina	black matt
SOLH40BDP	Ø40xH.30 cm	5x E14	5 kg	bronze dark patina	bronze dark patina
SOLH40BDP-ST	Ø40xH.30 cm	5x E14	5 kg	bronze dark patina	stainless steel
SOLH40BDP-BR BUR	Ø40xH.30 cm	5x E14	5 kg	bronze dark patina	brass burnished
SOLH40BDP-GSF	Ø40xH.30 cm	5x E14	5 kg	bronze dark patina	gold satin
SOLH55BLM	Ø55xH.40 cm	5x E14	7 kg	black matt	black matt
SOLH55BLM-BDP	Ø55xH.40 cm	5x E14	7 kg	black matt	bronze dark patina
SOLH55BLM-ST	Ø55xH.40 cm	5x E14	7 kg	black matt	stainless steel
SOLH55BLM-BR BUR	Ø55xH.40 cm	5x E14	7 kg	black matt	brass burnished
SOLH55BLM-GSF	Ø55xH.40 cm	5x E14	7 kg	black matt	gold satin
SOLH55BDP-BLM	Ø55xH.40 cm	5x E14	7 kg	bronze dark patina	black matt
SOLH55BDP	Ø55xH.40 cm	5x E14	7 kg	bronze dark patina	bronze dark patina
SOLH55BDP-ST	Ø55xH.40 cm	5x E14	7 kg	bronze dark patina	stainless steel
SOLH55BDP-BR BUR	Ø55xH.40 cm	5x E14	7 kg	bronze dark patina	brass burnished
SOLH55BDP-GSF	Ø55xH.40 cm	5x E14	7 kg	bronze dark patina	gold satin
SOLH65BLM	Ø65xH.40 cm	6x E14	10 kg	black matt	black matt
SOLH65BLM-BDP	Ø65xH.40 cm	6x E14	10 kg	black matt	bronze dark patina
SOLH65BLM-ST	Ø65xH.40 cm	6x E14	10 kg	black matt	stainless steel
SOLH65BLM-BR BUR	Ø65xH.40 cm	6x E14	10 kg	black matt	brass burnished
SOLH65BLM-GSF	Ø65xH.40 cm	6x E14	10 kg	black matt	gold satin
SOLH65BDP-BLM	Ø65xH.40 cm	6x E14	10 kg	bronze dark patina	black matt
SOLH65BDP	Ø65xH.40 cm	6x E14	10 kg	bronze dark patina	bronze dark patina
SOLH65BDP-ST	Ø65xH.40 cm	6x E14	10 kg	bronze dark patina	stainless steel
SOLH65BDP-BR BUR	Ø65xH.40 cm	6x E14	10 kg	bronze dark patina	brass burnished
SOLH65BDP-GSF	Ø65xH.40 cm	6x E14	10 kg	bronze dark patina	gold satin

Details of the collection

The standard light bulbs are: globe E14-G for 220-240V | E12-G for 110-120V versions - check BvE specifications.

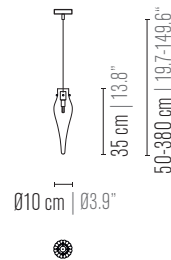


Art. no.	Dimensions	Light source	Weight	Finish Frame	Finish Reflectors
SOLP65BLM	Ø65xH.25 cm	5x E14	8 kg	black matt	black matt
SOLP65BLM-BDP	Ø65xH.25 cm	5x E14	8 kg	black matt	bronze dark patina
SOLP65BLM-ST	Ø65xH.25 cm	5x E14	8 kg	black matt	stainless steel
SOLP65BLM-BR BUR	Ø65xH.25 cm	5x E14	8 kg	black matt	brass burnished
SOLP65BLM-GSF	Ø65xH.25 cm	5x E14	8 kg	black matt	gold satin
SOLP65BDP-BLM	Ø65xH.25 cm	5x E14	8 kg	bronze dark patina	black matt
SOLP65BDP	Ø65xH.25 cm	5x E14	8 kg	bronze dark patina	bronze dark patina
SOLP65BDP-ST	Ø65xH.25 cm	5x E14	8 kg	bronze dark patina	stainless steel
SOLP65BDP-BR BUR	Ø65xH.25 cm	5x E14	8 kg	bronze dark patina	brass burnished
SOLP65BDP-GSF	Ø65xH.25 cm	5x E14	8 kg	bronze dark patina	gold satin
SOLP90BLM	Ø90xH.25 cm	5x E14	11 kg	black matt	black matt
SOLP90BLM-BDP	Ø90xH.25 cm	5x E14	11 kg	black matt	bronze dark patina
SOLP90BLM-ST	Ø90xH.25 cm	5x E14	11 kg	black matt	stainless steel
SOLP90BLM-BR BUR	Ø90xH.25 cm	5x E14	11 kg	black matt	brass burnished
SOLP90BLM-GSF	Ø90xH.25 cm	5x E14	11 kg	black matt	gold satin
SOLP90BDP-BLM	Ø90xH.25 cm	5x E14	11 kg	bronze dark patina	black matt
SOLP90BDP	Ø90xH.25 cm	5x E14	11 kg	bronze dark patina	bronze dark patina
SOLP90BDP-ST	Ø90xH.25 cm	5x E14	11 kg	bronze dark patina	stainless steel
SOLP90BDP-BR BUR	Ø90xH.25 cm	5x E14	11 kg	bronze dark patina	brass burnished
SOLP90BDP-GSF	Ø90xH.25 cm	5x E14	11 kg	bronze dark patina	gold satin

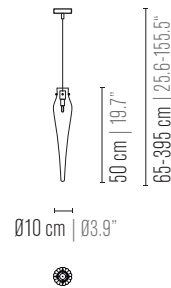
Details of the collection

The standard light bulbs are: globe E14-G for 220-240V | E12-G for 110-120V versions - check BvE specifications.

PRISI35



PRISI50



Explore Compositions



The Primavera Icicles Elements provide flexibility, enabling a variety of compositions to be created with alternative suspension options.

Art. no.	Dimensions	Light source	Weight	Finish
PRISI35N	Ø10xH.35 cm	1x G9	1 kg	nickel
PRISI50N	Ø10xH.50 cm	1x G9	1 kg	nickel

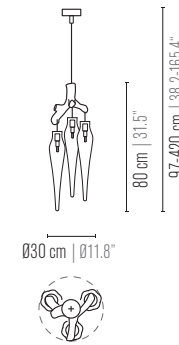
Details of the models

All Elements, if ordered as standalone, are supplied with a Ø10 cm (3.94 in) ceiling cover H-1 and 350 cm (137.8 in) of electric cable. The total drop can be easily adjusted on-site.

Details of the collection

The standard light bulbs are: tubes G9 for 220-240V | G9-U for 110-120V versions - check BvE specifications.

PRI30



Explore Compositions



The Primavera Elements provide flexibility, enabling a variety of compositions to be created with alternative suspension options.

Art. no.	Dimensions	Light source	Weight	Finish
PRI30BLM	Ø30xH.80 cm	3x G9	5 kg	black matt
PRI30WM	Ø30xH.80 cm	3x G9	5 kg	white matt
PRI30BDP	Ø30xH.80 cm	3x G9	5 kg	bronze dark patina
PRI30BRBUR	Ø30xH.80 cm	3x G9	5 kg	brass burnished
PRI30GSF	Ø30xH.80 cm	3x G9	5 kg	gold satin

Details of the models

All Elements, if ordered as standalone, are supplied with a Ø10 cm (3.94 in) ceiling cover H-1 and 350 cm (137.8 in) of electric cable. The total drop can be easily adjusted on-site.

Wall Lamp

Image: page 69

PRIW50



Art.nr.	Dimensions	Light bulb	Weight	Finish
PRIW50BLM	W.10xH.52xD.17 cm	1x G9	4 kg	black matt
PRIW50WM	W.10xH.52xD.17 cm	1x G9	4 kg	white matt
PRIW50BDP	W.10xH.52xD.17 cm	1x G9	4 kg	bronze dark patina
PRIW50BRBUR	W.10xH.52xD.17 cm	1x G9	4 kg	brass burnished
PRIW50GSF	W.10xH.52xD.17 cm	1x G9	4 kg	gold satin

Details of the collection

The standard light bulbs are: tubes G9 for 220-240V | G9-U for 110-120V versions - check BvE specifications.

Collection Desert Wind

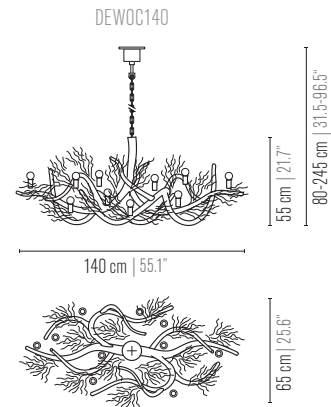
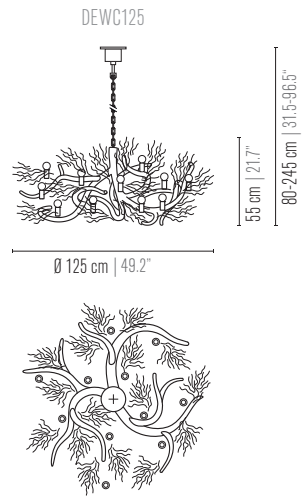
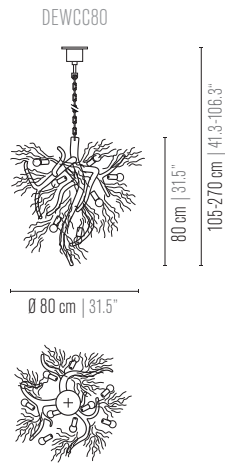
Images of the collection: pages 70-73



Chandelier Conical

Chandelier Round

Chandelier Oval



Chandelier Conical

Images: pages 70-71

Art. no.	Dimensions	Light source	Weight	Finish
DEWCC80BLM	Ø80xH.80 cm	9x E14	22 kg	black matt
DEWCC80GSF	Ø80xH.80 cm	9x E14	22 kg	gold satin

Chandelier Round

Art. no.	Dimensions	Light source	Weight	Finish
DEWC125BLM	Ø125xH.55 cm	11x E14	25 kg	black matt
DEWC125GSF	Ø125xH.55 cm	11x E14	25 kg	gold satin

Chandelier Oval

Image: page 73

Art. no.	Dimensions	Light source	Weight	Finish
DEWOC140BLM	L.140xW.65xH.55 cm	10x E14	27 kg	black matt
DEWOC140GSF	L.140xW.65xH.55 cm	10x E14	27 kg	gold satin

Details of the models

All chandeliers are supplied with a a Ø10 cm (3.94 in) cylindrical ceiling cover A-1, Ø16 cm (6.3 in) mounting plate, 170 cm (66.9 in) of chain, and 350 cm (137.8 in) of electrical cable to be woven into the chain. The total drop can be easily adjusted on-site.

Details of the collection

The standard light bulbs are: globe E14-G for 220-240V | E12-G for 110-120V versions - check BvE specifications.

Specifications are subject to change without prior notice.

Catalogue Edition 32

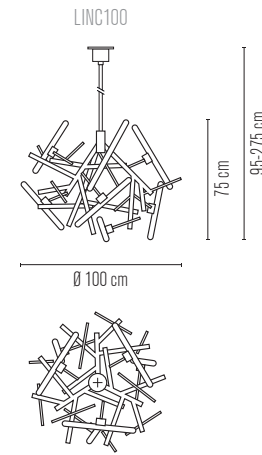
Collection Linea

Images of the collection: pages 74-87



Chandelier Round | 220-240V

Images: pages 74-77



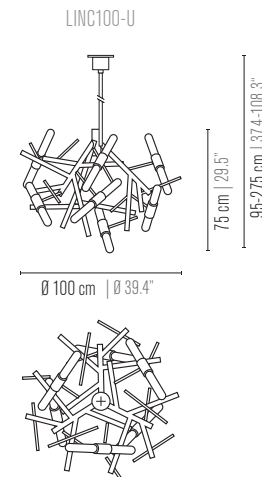
Art. no.	Dimensions	Light source	Weight	Finish
LINC100BLM	Ø100xH.75 cm	7x S14D - L.50 cm	18 kg	black matt
LINC100BRBUR	Ø100xH.75 cm	7x S14D - L.50 cm	18 kg	brass burnished
LINC100GSF	Ø100xH.75 cm	7x S14D - L.50 cm	18 kg	gold satin

Details of the model

All chandeliers are supplied with a Ø10 cm (3.94 in) cylindrical ceiling cover B-2, a Ø16 cm (6.3 in) mounting plate, a 200 cm (78.7 in) two-part stem, and 350 cm (137.8 in) of electric cable. The total drop can be easily adjusted on-site.

Chandelier Round | 110-120V

Image: page 84

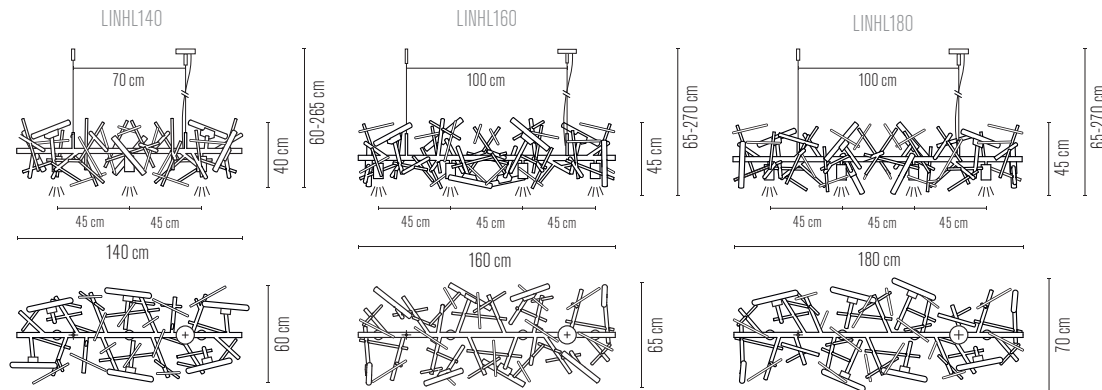


Details of the collection

By default, the Linea is supplied with reflector bars matching the lamp's finish. Reflector bars are available in alternative finishes upon request. The standard light bulbs are SD14-S (300 mm) or SD14-L (500 mm) for 220-240V, depending on the lamp model - check BvE specifications. For 110-120V, the SD14 light bulb is replaced with two E26-T tubes.

Specifications are subject to change without prior notice.

Catalogue Edition 32

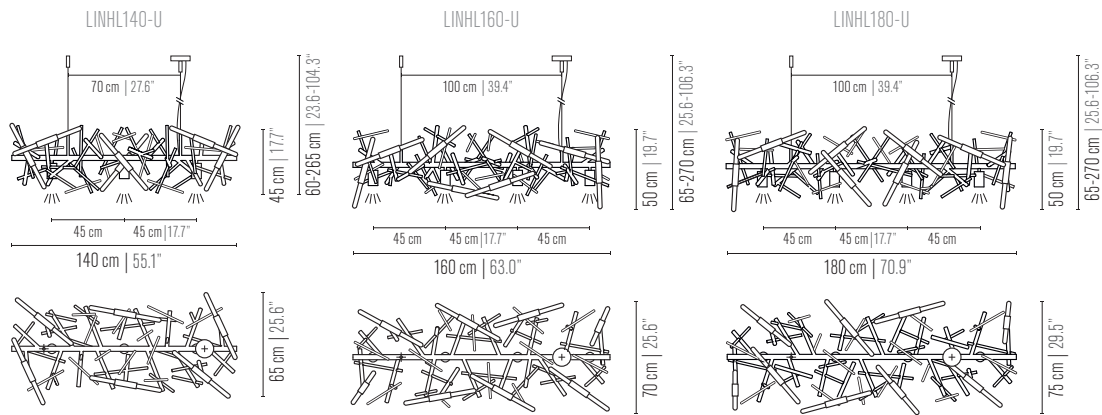


Art. no.	Dimensions	Light source	Weight	Finish
LINHL140BLM	L.140xW.60xH.40 cm	6x S14D - L.30 cm + 3x GU10 spot downlight	15 kg	black matt
LINHL140BRBUR	L.140xW.60xH.40 cm	6x S14D - L.30 cm + 3x GU10 spot downlight	15 kg	brass burnished
LINHL140GSF	L.140xW.60xH.40 cm	6x S14D - L.30 cm + 3x GU10 spot downlight	15 kg	gold satin
LINHL160BLM	L.160xW.65xH.45 cm	8x S14D - L.30 cm + 4x GU10 spot downlight	22 kg	black matt
LINHL160BRBUR	L.160xW.65xH.45 cm	8x S14D - L.30 cm + 4x GU10 spot downlight	22 kg	brass burnished
LINHL160GSF	L.160xW.65xH.45 cm	8x S14D - L.30 cm + 4x GU10 spot downlight	22 kg	gold satin
LINHL180BLM	L.180xW.70xH.45 cm	8x S14D - L.30 cm + 4x GU10 spot downlight	24 kg	black matt
LINHL180BRBUR	L.180xW.70xH.45 cm	8x S14D - L.30 cm + 4x GU10 spot downlight	24 kg	brass burnished
LINHL180GSF	L.180xW.70xH.45 cm	8x S14D - L.30 cm + 4x GU10 spot downlight	24 kg	gold satin

Details of the model

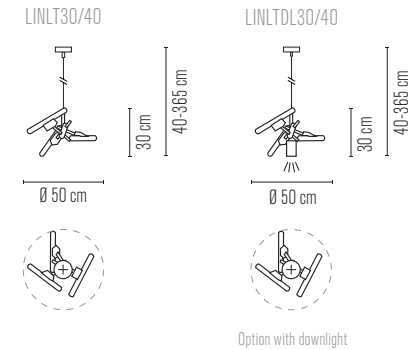
All long lamps are supplied with Ø12 cm (4.7 in) and Ø2 cm (0.8 in) ceiling covers HL-1, 250 cm (98.4 in) of double steel cable, and 350 cm (137.8 in) of electric cable. The total drop can be easily adjusted on-site. The standard spot downlights are: GU10-A for 220-240V | GU10-A-U for 110-120V versions - check BvE specifications. The spot downlights are on a separate circuit.

Hanging Lamp Long | 110-120V



Details of the collection

By default, the Linea is supplied with reflector bars matching the lamp's finish. Reflector bars are available in alternative finishes upon request. The standard light bulbs are SD14-S (300 mm) or SD14-L (500 mm) for 220-240V, depending on the lamp model - check BvE specifications. For 110-120V, the SD14 light bulb is replaced with two E26-T tubes.



Explore Compositions



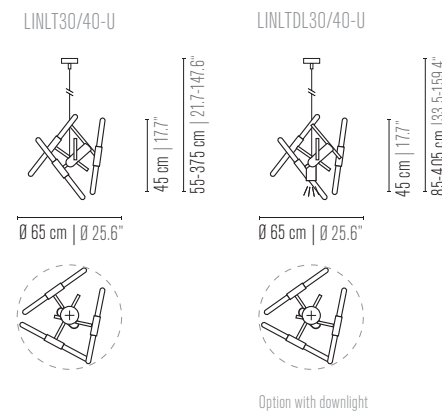
The Linea Elements provide flexibility, enabling a variety of compositions to be created with alternative suspension options.

Art. no.	Dimensions	Light source	Weight	Finish
LINLT30/40BLM	Ø50xH.30 cm	3x S14D - L. 30 cm	2 kg	black matt
LINLT30/40BRBUR	Ø50xH.30 cm	3x S14D - L. 30 cm	2 kg	brass burnished
LINLT30/40GSF	Ø50xH.30 cm	3x S14D - L. 30 cm	2 kg	gold satin
LINLTDL30/40BLM	Ø50xH.30 cm	3x S14D - L. 30 cm + 1x GU10 spot downlight	3 kg	black matt
LINLTDL30/40BRBUR	Ø50xH.30 cm	3x S14D - L. 30 cm + 1x GU10 spot downlight	3 kg	brass burnished
LINLTDL30/40GSF	Ø50xH.30 cm	3x S14D - L. 30 cm + 1x GU10 spot downlight	3 kg	gold satin

Details of the models

All Elements, if ordered as standalone, are supplied with a Ø10 cm (3.94 in) ceiling cover H-1 and 350 cm (137.8 in) of electric cable. The total drop can be easily adjusted on-site. The standard spot downlights are: GU10-A for 220-240V | GU10-A-U for 110-120V versions - check BvE specifications.

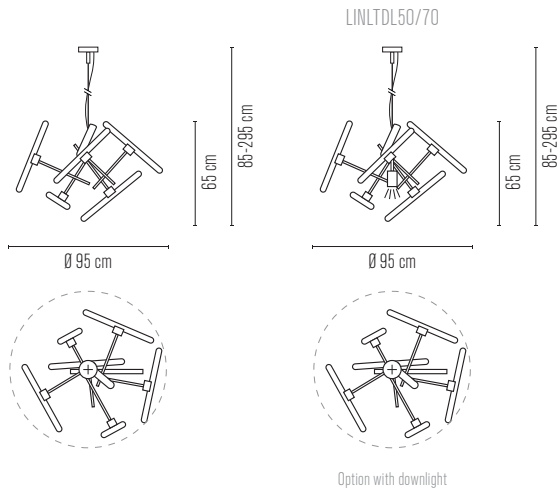
Element | 110-120V



Details of the collection

The standard light bulbs are SD14-S (300 mm) or SD14-L (500 mm) for 220-240V, depending on the lamp model - check BvE specifications. For 110-120V, the SD14 light bulb is replaced with two E26-T tubes.

Explore Compositions

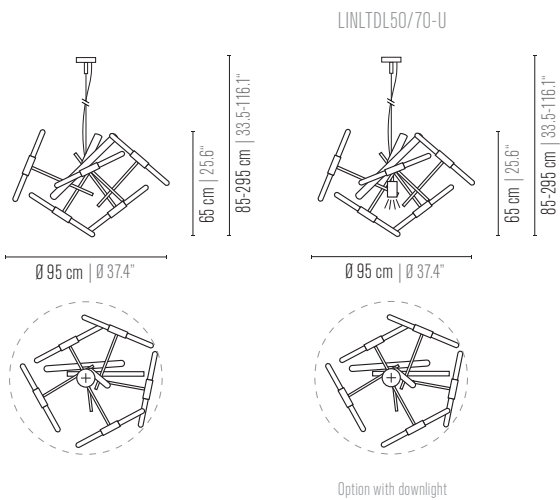


The Linea Elements provide flexibility, enabling a variety of compositions to be created with alternative suspension options.

Art. no.	Dimensions	Light source	Weight	Finish
LINLT50/70BLM	Ø95xH.65 cm	5x S14D - L. 50 cm	6 kg	black matt
LINLT50/70BRBUR	Ø95xH.65 cm	5x S14D - L. 50 cm	6 kg	brass burnished
LINLT50/70GSF	Ø95xH.65 cm	5x S14D - L. 50 cm	6 kg	gold satin
LINLTDL50/70BLM	Ø95xH.65 cm	5x S14D - L. 50 cm + 1x GU10 spot downlight	8 kg	black matt
LINLTDL50/70BRBUR	Ø95xH.65 cm	5x S14D - L. 50 cm + 1x GU10 spot downlight	8 kg	brass burnished
LINLTDL50/70GSF	Ø95xH.65 cm	5x S14D - L. 50 cm + 1x GU10 spot downlight	8 kg	gold satin

Details of the models

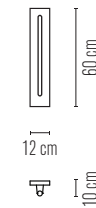
All Elements, if ordered as standalone, are supplied with a Ø12 cm (4.7 in) ceiling cover HS-1, 250 cm (98.4 in) of steel cable, and 350 cm (137.8 in) of electric cable. The total drop can be easily adjusted on-site. The standard spot downlights are: GU10-A for 220-240V | GU10-A-U for 110-120V versions - check BvE specifications. The spot downlights are on a separate circuit.



Details of the collection

The standard light bulbs are SD14-S (300 mm) or SD14-L (500 mm) for 220-240V, depending on the lamp model - check BvE specifications. For 110-120V, the SD14 light bulb is replaced with two E26-T tubes.

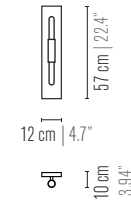
LINW60



Art. no.	Dimensions	Light source	Weight	Finish
LINW60BLM	W.12xH.60xD.10 cm	1x S14D - L.50 cm	4 kg	black matt
LINW60BRBUR	W.12xH.60xD.10 cm	1x S14D - L.50 cm	4 kg	brass burnished
LINW60GSF	L.12xW.12xH.60 cm	1x S14D - L.50 cm	4 kg	gold satin

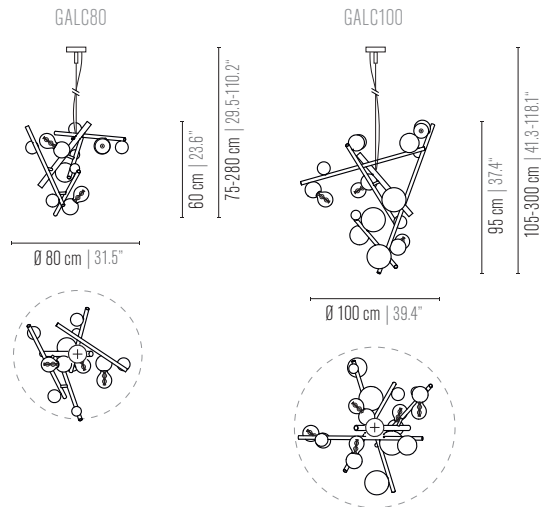
Wall Lamp | 110-120V

LINW60-U



Details of the collection

The standard light bulbs are SD14-S (300 mm) or SD14-L (500 mm) for 220-240V, depending on the lamp model - check BvE specifications. For 110-120V, the SD14 light bulb is replaced with two E26-T tubes.



Explore Compositions



The Galaxy Chandeliers Vertical provide flexibility, enabling a variety of compositions to be created with alternative suspension options.

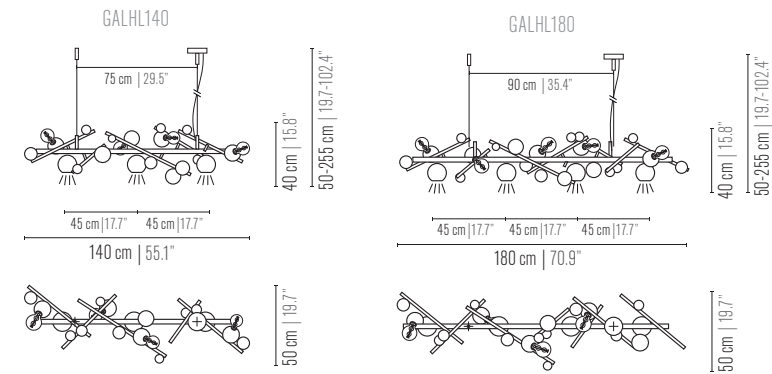
Art. no.	Dimensions	Light source	Weight	Finish
GALC80BLM	Ø80xH.60 cm	3x E27	8 kg	black matt
GALC80GC	Ø80xH.60 cm	3x E27	8 kg	gold colour
GALC80GSF	Ø80xH.60 cm	3x E27	8 kg	gold satin
GALC100BLM	Ø100xH.95 cm	5x E27	13 kg	black matt
GALC100GC	Ø100xH.95 cm	5x E27	13 kg	gold colour
GALC100GSF	Ø100xH.95 cm	5x E27	13 kg	gold satin

Details of the models

All chandeliers are supplied with a Ø12 cm (4.7 in) ceiling cover HS-1, 250 cm (98.4 in) of steel cable, and 350 cm (137.8 in) of electric cable. The total drop can be easily adjusted on-site.

Details of the collection

By default, the Galaxy will be delivered with the globes in the finish of the lamp. The globes can be produced in various finishes on request. The standard light bulbs are: globe E27-L for 220-240V | E26-L for 110-120V versions - check BvE specifications.



Art. no.	Dimensions	Light source	Weight	Finish
GALHL140BLM	L.140xW.50xH.40 cm	4x E27 + 3x GU10 spot downlight	14 kg	black matt
GALHL140GC	L.140xW.50xH.40 cm	4x E27 + 3x GU10 spot downlight	14 kg	gold colour
GALHL140GSF	L.140xW.50xH.40 cm	4x E27 + 3x GU10 spot downlight	14 kg	gold satin
GALHL180BLM	L.180xW.50xH.40 cm	4x E27 + 4x GU10 spot downlight	32 kg	black matt
GALHL180GC	L.180xW.50xH.40 cm	4x E27 + 4x GU10 spot downlight	32 kg	gold colour
GALHL180GSF	L.180xW.50xH.40 cm	4x E27 + 4x GU10 spot downlight	32 kg	gold satin

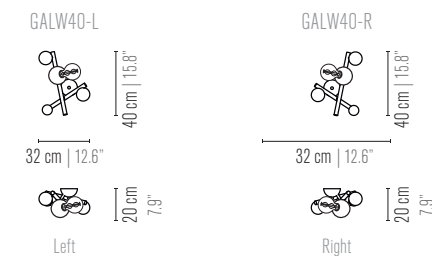
Details of the models

All long lamps are supplied with Ø12 cm (4.7 in) and Ø2 cm (0.8 in) ceiling covers HL-1, 250 cm (98.4 in) of double steel cable, and 350 cm (137.8 in) of electric cable. The total drop can be easily adjusted on-site.

The standard spot downlights are: GU10-A for 220-240V | GU10-A-U for 110-120V versions - check BvE specifications. The spot downlights are on a separate circuit.

Wall Lamp

Image: page 93



Art. no.	Dimensions	Light source	Weight	Finish
Left version				
GALW40BLM-L	W.32xH.40cmxD.20 cm	1x E27	2 kg	black matt
GALW40GC-L	W.32xH.40cmxD.20 cm	1x E27	2 kg	gold colour
GALW40GSF-L	W.32xH.40cmxD.20 cm	1x E27	2 kg	gold satin
Right version				
GALW40BLM-R	W.32xH.40cmxD.20 cm	1x E27	2 kg	black matt
GALW40GC-R	W.32xH.40cmxD.20 cm	1x E27	2 kg	gold colour
GALW40GSF-R	W.32xH.40cmxD.20 cm	1x E27	2 kg	gold satin

Details of the collection

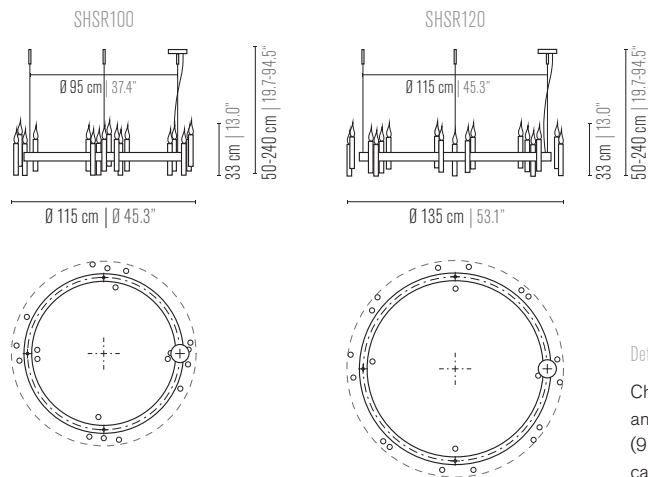
As standard, the Galaxy will be delivered with the globes in the finish of the lamp. The globes can be produced in various finishes on request. The standard light bulbs are: globe E27-L for 220-240V | E26-L for 110-120V versions - check BvE specifications.

Collection Shiro

Chandelier Round

Images of the collection: pages 94-97

Images: pages 94-95



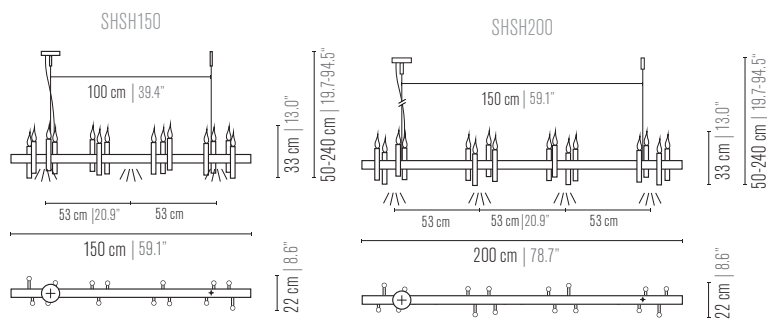
Details of the model

Chandeliers Round are supplied with a Ø12 cm (4.7 in) H-S and three Ø2 cm (0.8 in) round ceiling covers C-1, four 250 cm (98.4 in) steel cables, and a 350 cm (137.8 in) electric cable. The total suspension length can be easily adjusted on-site.

Art. no.	Dimensions	Light source	Weight	Finish
SHSR100BLM	Ø115xH.33 cm	18x E14	27 kg	black matt
SHSR100BRBUR	Ø115xH.33 cm	18x E14	27 kg	brass burnished
SHSR120BLM	Ø135xH.33 cm	20x E14	32 kg	black matt
SHSR120BRBUR	Ø135xH.33 cm	20x E14	32 kg	brass burnished

Hanging Lamp Long

Images: pages 96-97



Art. no.	Dimensions	Light source	Weight	Finish
SHSH150BLM	L.150xW.22xH.33 cm	14x E14 + 3x GU10 spot downlight	15 kg	black matt
SHSH150BRBUR	L.150xW.22xH.33 cm	14x E14 + 3x GU10 spot downlight	15 kg	brass burnished
SHSH200BLM	L.200xW.22xH.33 cm	16x E14 + 4x GU10 spot downlight	20 kg	black matt
SHSH200BRBUR	L.200xW.22xH.33 cm	16x E14 + 4x GU10 spot downlight	20 kg	brass burnished

Details of the model

All long lamps are supplied with Ø12 cm (4.7 in) and Ø2 cm (0.8 in) ceiling covers HL-1, 250 cm (98.4 in) of double steel cable, and 350 cm (137.8 in) of electric cable. The total drop can be easily adjusted on-site. The standard spot downlights are: GU10-A for 220-240V | GU10-A-U for 110-120V versions - check BvE specifications. The spot downlights are on a separate circuit.

Details of the collection

The standard light bulbs are: candle E14-C for 220-240V | E12-C for 110-120V versions - check BvE specifications.

Specifications are subject to change without prior notice.

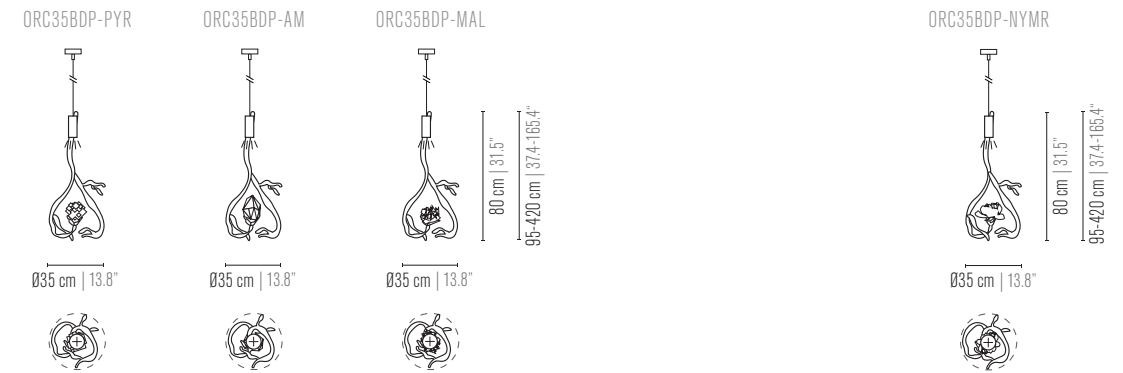
Catalogue Edition 32

Collection Orpheus

Art Element

Images of the collection: pages 98-103

Images: pages 98-100, 102-103



Explore Compositions

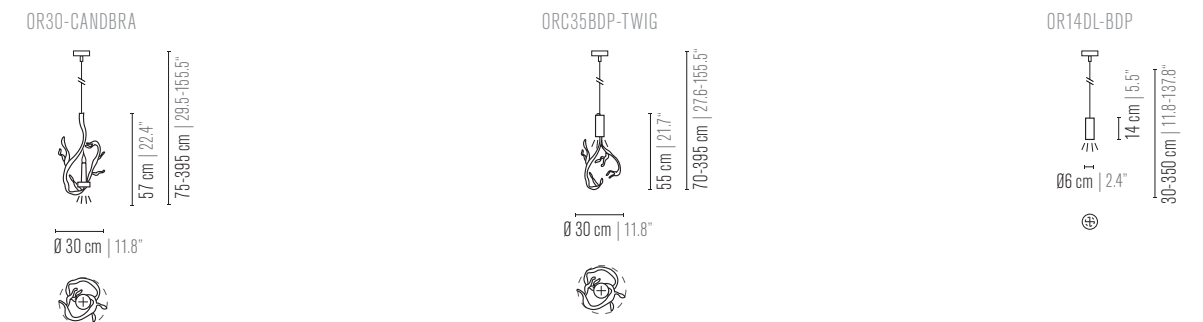


The Orpheus Elements provide flexibility, enabling a variety of compositions to be created with alternative suspension options.

Art. no.	Dimensions	Light source	Weight	Finish
ORC35BDP-AM	Ø35xH.80 cm	1x GU10	5 kg	bronze dark patina with amethyst
ORC35BDP-PYR	Ø35xH.80 cm	1x GU10	5 kg	bronze dark patina with pyrite
ORC35BDP-MAL	Ø35xH.80 cm	1x GU10	5 kg	bronze dark patina with malachite - LIMITED AVAILABILITY
ORC35BDP-NYMR	Ø35xH.80 cm	1x GU10	5 kg	bronze dark patina with Nymphenburg rose - LIMITED EDITION

Element

Images: pages 99, 101



Art. no.	Dimensions	Light source	Weight	Finish
OR30-CANDBRA	Ø30xH.57 cm	1x E14 + 1x GU10 spot downlight	3 kg	brass aged
ORC35BDP-TWIG	Ø30xH.55 cm	1x GU10	3 kg	bronze dark patina finish
OR14DL-BDP	Ø6xH.14 cm	1x GU10	1 kg	bronze dark patina finish

Details of the model

All Elements, if ordered as standalone, are supplied with a Ø10 cm (3.94 in) round ceiling cover H-1 and 350 cm (137.8 in) of electric cable. The total suspension length can be easily adjusted on site.

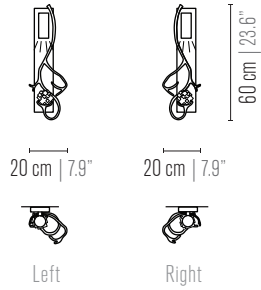
Details of the collection

The standard spot downlights are GU10-B for 220-240V | GU10-B-U for 110-120V version; for the OR30-CANDBRA light bulbs are: candle E14-C for 220-240V | E12-C for 110-120V versions - check BvE specifications.

Specifications are subject to change without prior notice.

Catalogue Edition 32


ORW60-()-L ORW60-()-R



Art. no.	Dimensions	Light source	Weight	Finish
Left version				
ORW60BDP-AM-L	W.20xH.60xD.20 cm	1x GU10	6 kg	bronze dark patina with amethyst
ORW60BDP-PYR-L	W.20xH.60xD.20 cm	1x GU10	6 kg	bronze dark patina with pyrite
ORW60BDP-MAL-L	W.20xH.60xD.20 cm	1x GU10	6 kg	bronze dark patina with malachite - LIMITED AVAILABILITY
ORW60DBP-NYMR-L	W.20xH.60xD.20 cm	1x GU10	6 kg	bronze dark patina with Nymphenburg rose - LIMITED EDITION
Right version				
ORW60BDP-AM-R	W.20xH.60xD.20 cm	1x GU10	6 kg	bronze dark patina with amethyst
ORW60BDP-PYR-R	W.20xH.60xD.20 cm	1x GU10	6 kg	bronze dark patina with pyrite
ORW60BDP-MAL-R	W.20xH.60xD.20 cm	1x GU10	6 kg	bronze dark patina with malachite - LIMITED AVAILABILITY
ORW60DBP-NYMR-R	W.20xH.60xD.20 cm	1x GU10	6 kg	bronze dark patina with Nymphenburg rose - LIMITED EDITION

Options for Art Elements

The precious Orpheus stones vary in size, shape, colour, and appearance. Due to the rarity of these precious stones and minerals, availability must be confirmed before an order can be finalised. All stones and minerals are selected with the utmost care by Brand van Egmond. They arrive in pure, untouched and unpolished form in our hands, just as Mother Earth offers them. These are hallmarks of authenticity and should be embraced as the beauty of natural imperfection.



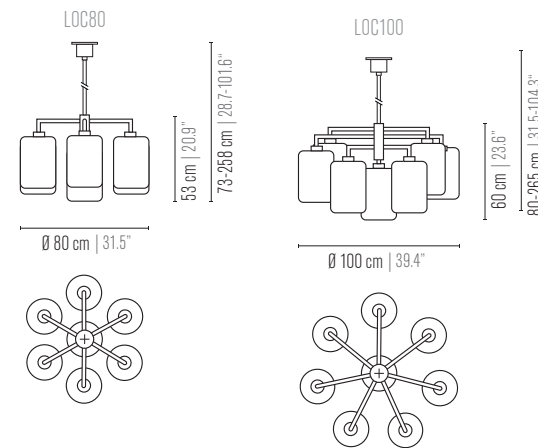
Details of the collection

The standard spot downlights are GU10-B for 220-240V | GU10-B-U for 110-120V version - check BvE specifications.



Art. no.	Dimensions	Finish
GLLOBRO22	Ø22xH.32 cm	Louise, Glass Bronze
GLLOGREY22	Ø22xH.32 cm	Louise, Glass Grey
GLLAIRI22	Ø22xH.32 cm	Louise, Glass Iridescent
GLLOSAT22	Ø22xH.32 cm	Louise, Glass Satin

Chandelier Round



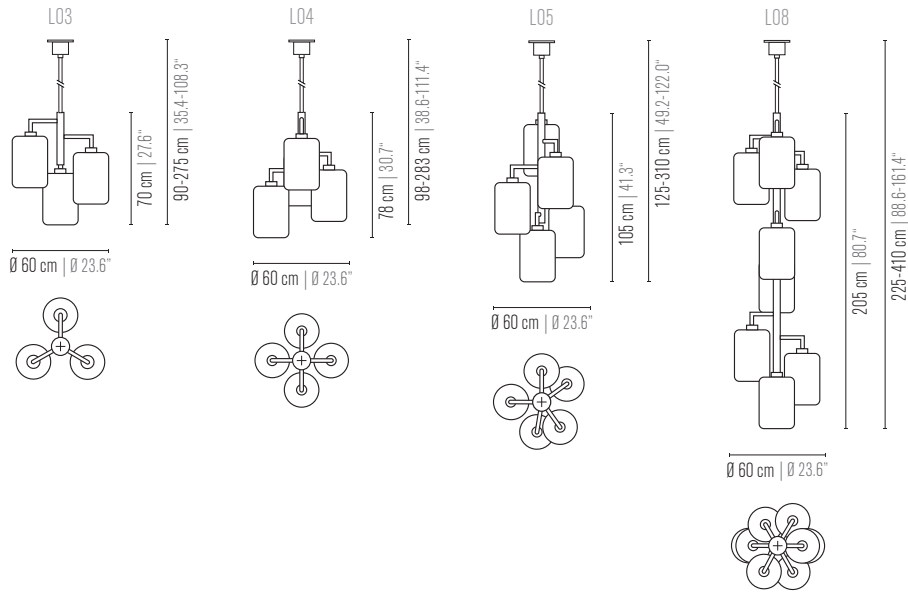
Art. no.	Dimensions	Light source	Weight	Finish
LOC80BLM	Ø80xH.53 cm	7x E27	25 kg	black matt
LOC80BRBUR	Ø80xH.53 cm	7x E27	25 kg	brass burnished
LOC80NAW	Ø80xH.53 cm	7x E27	25 kg	nickel aged warm
LOC80GSF	Ø80xH.53 cm	7x E27	25 kg	gold satin
LOC100BLM	Ø100xH.60 cm	8x E27	37 kg	black matt
LOC100BRBUR	Ø100xH.60 cm	8x E27	37 kg	brass burnished
LOC100NAW	Ø100xH.60 cm	8x E27	37 kg	nickel aged warm
LOC100GSF	Ø100xH.60 cm	8x E27	37 kg	gold satin

Details of the model

All chandeliers are supplied with a Ø10 cm (3.94 in) cylindrical ceiling cover B-2, a Ø16 cm (6.3 in) mounting plate, a 200 cm (78.7 in) two-part stem, and 350 cm (137.8 in) of electric cable. The total drop can be easily adjusted on-site.

Details of the collection

The Louise Lanterns are available in 4 glass finishes: bronze, satin, grey, iridescent. The standard light bulbs are: globe E27-L for 220-240V | E26-L for 110-120V versions - check BvE specifications.



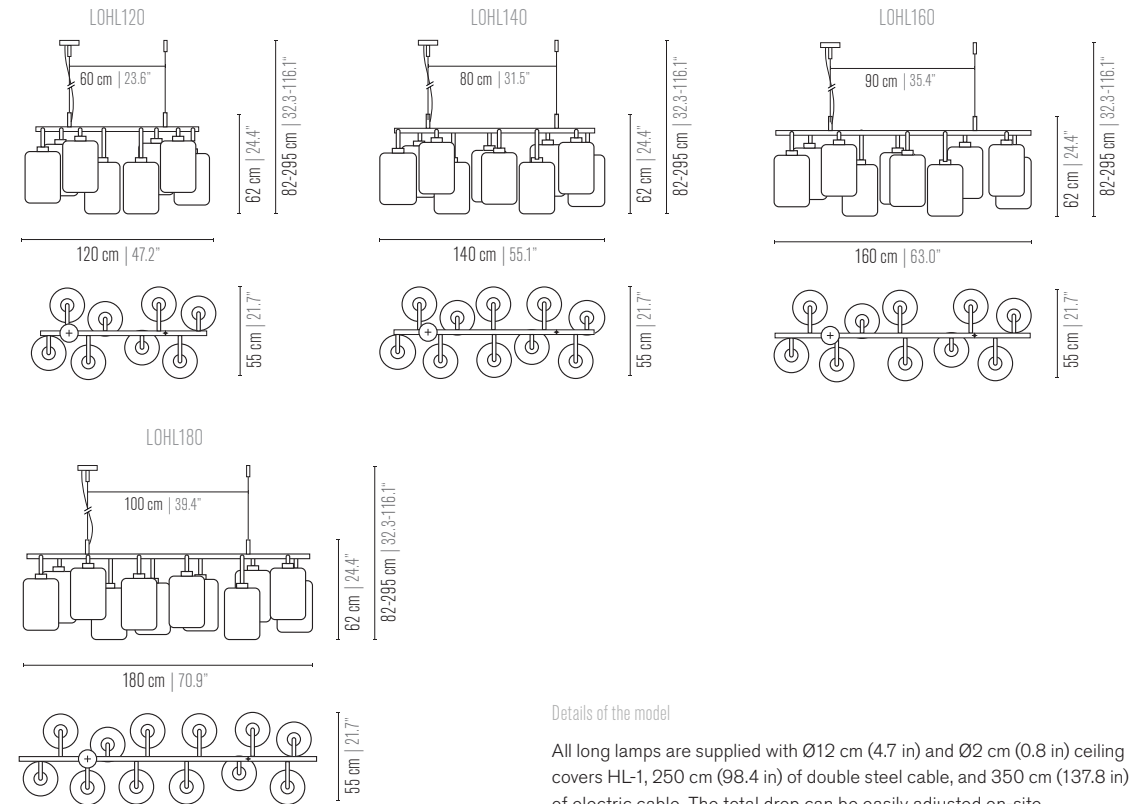
Art. no.	Dimensions	Light source	Weight	Finish
LO3BLM	Ø60xH.70 cm	3x E27	15 kg	black matt
LO3BRBUR	Ø60xH.70 cm	3x E27	15 kg	vbrass burnished
LO3NAW	Ø60xH.70 cm	3x E27	15 kg	nickel aged warm
LO3GSF	Ø60xH.70 cm	3x E27	15 kg	gold satin
LO4BLM	Ø60xH.78 cm	4x E27	18 kg	black matt
LO4BRBUR	Ø60xH.78 cm	4x E27	18 kg	brass burnished
LO4NAW	Ø60xH.78 cm	4x E27	18 kg	nickel aged warm
LO4GSF	Ø60xH.78 cm	4x E27	18 kg	gold satin
LO5BLM	Ø60xH.105 cm	5x E27	21 kg	black matt
LO5BRBUR	Ø60xH.105 cm	5x E27	21 kg	brass burnished
LO5NAW	Ø60xH.105 cm	5x E27	21 kg	nickel aged warm
LO5GSF	Ø60xH.105 cm	5x E27	21 kg	gold satin
LO8BLM	Ø60xH.205 cm	8x E27	33 kg	black matt
LO8BRBUR	Ø60xH.205 cm	8x E27	33 kg	brass burnished
LO8NAW	Ø60xH.205 cm	8x E27	33 kg	nickel aged warm
LO8GSF	Ø60xH.205 cm	8x E27	33 kg	gold satin

Details of the model

All lamps are supplied with a Ø10 cm (3.94 in) cylindrical ceiling cover B-2, a Ø16 cm (6.3 in) mounting plate, a 200 cm (78.7 in) two-part stem, and 350 cm (137.8 in) of electric cable. The total drop can be easily adjusted on-site.

Details of the collection

The Louise Lanterns are available in 4 glass finishes: bronze, satin, grey, iridescent. The standard light bulbs are: globe E27-L for 220-240V | E26-L for 110-120V versions - check BvE specifications.



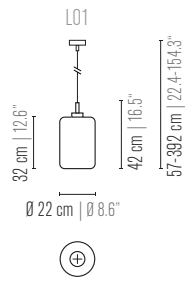
Details of the model

All long lamps are supplied with Ø12 cm (4.7 in) and Ø2 cm (0.8 in) ceiling covers HL-1, 250 cm (98.4 in) of double steel cable, and 350 cm (137.8 in) of electric cable. The total drop can be easily adjusted on-site.

Art. no.	Dimensions	Light source	Weight	Finish
LOHL120BLM	L.120xW.55xH.62 cm	8x E27	28 kg	black matt
LOHL120BRBUR	L.120xW.55xH.62 cm	8x E27	28 kg	brass burnished
LOHL120NAW	L.120xW.55xH.62 cm	8x E27	28 kg	nickel aged warm
LOHL120GSF	L.120xW.55xH.62 cm	8x E27	28 kg	gold satin
LOHL140BLM	L.140xW.55xH.62 cm	10x E27	32 kg	black matt
LOHL140BRBUR	L.140xW.55xH.62 cm	10x E27	32 kg	brass burnished
LOHL140NAW	L.140xW.55xH.62 cm	10x E27	32 kg	nickel aged warm
LOHL140GSF	L.140xW.55xH.62 cm	10x E27	32 kg	gold satin
LOHL160BLM	L.160xW.55xH.62 cm	10x E27	35 kg	black matt
LOHL160BRBUR	L.160xW.55xH.62 cm	10x E27	35 kg	brass burnished
LOHL160NAW	L.160xW.55xH.62 cm	10x E27	35 kg	nickel aged warm
LOHL160GSF	L.160xW.55xH.62 cm	10x E27	35 kg	gold satin
LOHL180BLM	L.180xW.55xH.62 cm	12x E27	42 kg	black matt
LOHL180BRBUR	L.180xW.55xH.62 cm	12x E27	42 kg	brass burnished
LOHL180NAW	L.180xW.55xH.62 cm	12x E27	42 kg	nickel aged warm
LOHL180GSF	L.180xW.55xH.62 cm	12x E27	42 kg	gold satin

Details of the collection

The Louise Lanterns are available in 4 glass finishes: bronze, satin, grey, iridescent. The standard light bulbs are: globe E27-L for 220-240V | E26-L for 110-120V versions - check BvE specifications.



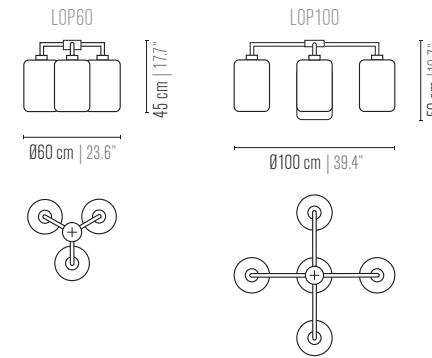
Art. no.	Dimensions	Light source	Weight	Finish
LO1BLM	Ø22xH.42 cm	1x E27	4 kg	black matt
LO1BRBUR	Ø22xH.42 cm	1x E27	4 kg	brass burnished
LO1NAW	Ø22xH.42 cm	1x E27	4 kg	nickel aged warm
LO1GSF	Ø22xH.42 cm	1x E27	4 kg	gold satin

Details of the model

All lamps are supplied with a Ø10 cm (3.94 in) ceiling cover H-1 and 350 cm (137.8 in) of electric cable. The total drop can be easily adjusted on-site.

Details of the collection

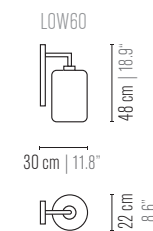
The Louise Lanterns are available in 4 glass finishes: bronze, satin, grey, iridescent.
The standard light bulbs are: globe E27-L for 220-240V | E26-L for 110-120V versions - check BvE specifications.



Art. no.	Dimensions	Light source	Weight	Finish
LOP60BLM	Ø60xH.45 cm	3x E27	10 kg	black matt
LOP60BRBUR	Ø60xH.45 cm	3x E27	10 kg	brass burnished
LOP60NAW	Ø60xH.45 cm	3x E27	10 kg	nickel aged warm
LOP60GSF	Ø60xH.45 cm	3x E27	10 kg	gold satin
LOP100BLM	Ø100xH.50 cm	5x E27	20 kg	black matt
LOP100BRBUR	Ø100xH.50 cm	5x E27	20 kg	brass burnished
LOP100NAW	Ø100xH.50 cm	5x E27	20 kg	nickel aged warm
LOP100GSF	Ø100xH.50 cm	5x E27	20 kg	gold satin

Wall Lamp

Image: page 117



Art. no.	Dimensions	Light source	Weight	Finish
LOW60BLM	L.22xW.30xH.48 cm	1x E27	4 kg	black matt
LOW60BRBUR	L.22xW.30xH.48 cm	1x E27	4 kg	brass burnished
LOW60NAW	L.22xW.30xH.48 cm	1x E27	4 kg	nickel aged warm
LOW60GSF	L.22xW.30xH.48 cm	1x E27	4 kg	gold satin

Details of the model

Wall lamps in brass burnished or copper burnished finishes are treated with a protective layer of nano-wax.

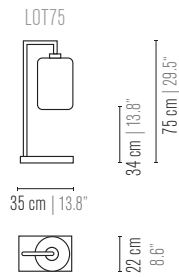
Details of the collection

The Louise Lanterns are available in 4 glass finishes: bronze, satin, grey, iridescent.
The standard light bulbs are: globe E27-L for 220-240V | E26-L for 110-120V versions - check BvE specifications.

Collection Louise

Table Lamp

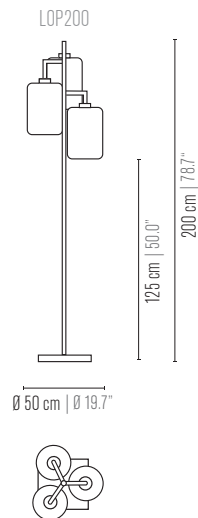
Image: page 119



Art. no.	Dimensions	Light source	Weight	Finish
LOT75BLM	L.35xW.22xH.75 cm	1x E27	8 kg	black matt
LOT75BRBUR	L.35xW.22xH.75 cm	1x E27	8 kg	brass burnished
LOT75NAW	L.35xW.22xH.75 cm	1x E27	8 kg	nickel aged warm
LOT75GSF	L.35xW.22xH.75 cm	1x E27	8 kg	gold satin

Floor Lamp

Image: page 118



Art. no.	Dimensions	Light source	Weight	Finish
LOF200BLM	Ø50xH.200 cm	3x E27	16 kg	black matt
LOF200BRBUR	Ø50xH.200 cm	3x E27	16 kg	brass burnished
LOF200NAW	Ø50xH.200 cm	3x E27	16 kg	nickel aged warm
LOF200GSF	Ø50xH.200 cm	3x E27	16 kg	gold satin

Details of the models

Table and Floor Lamps in brass burnished are treated with a protective layer of nano-wax.

All Floor and Table Lamps are supplied with a LED touch dimmer.

Details of the collection

The Louise Lanterns are available in 4 glass finishes: bronze, satin, grey, iridescent.
The standard light bulbs are: globe E27-L for 220-240V | E26-L for 110-120V versions - check BvE specifications.

Specifications are subject to change without prior notice.

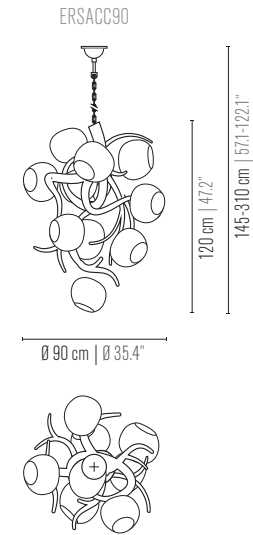
Catalogue Edition 32

Collection Ersa

Chandelier Conical

Images of the collection: pages 120-139

Image: page 127



Art. no.	Dimensions	Light source	Weight	Finish
ERSACC90BLM-GLIRI	Ø90xH.120 cm	9x E27	35 kg	black matt - glass sphere iridescent
ERSACC90N-GLIRI	Ø90xH.120 cm	9x E27	35 kg	nickel - glass sphere iridescent
ERSACC90GC-GLIRI	Ø90xH.120 cm	9x E27	35 kg	gold colour - glass sphere iridescent
ERSACC90BRBUR-GLIRI	Ø90xH.120 cm	9x E27	35 kg	brass burnished - glass sphere iridescent
ERSACC90NAW-GLIRI	Ø90xH.120 cm	9x E27	35 kg	nickel aged warm - glass sphere iridescent
ERSACC90GSF-GLIRI	Ø90xH.120 cm	9x E27	35 kg	gold satin - glass sphere iridescent

Details of the models

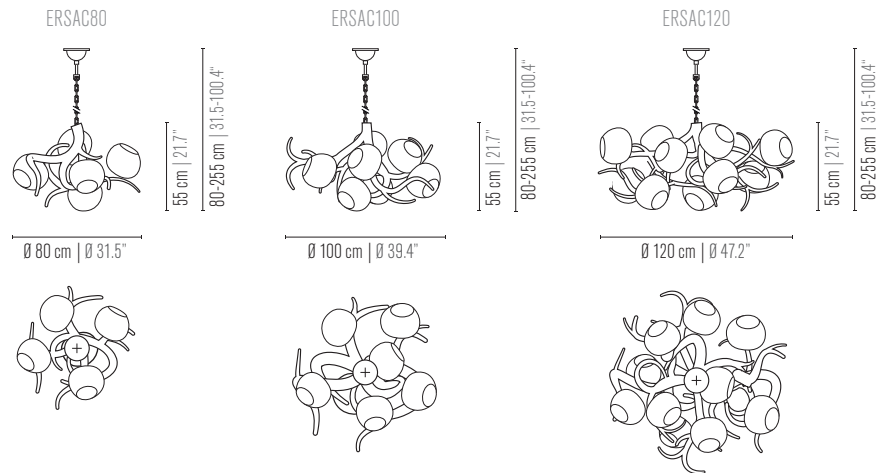
All chandeliers are supplied with a Ø12 cm (4.7 in) dome ceiling cover A-1, Ø16 cm (6.3 in) mounting plate, 170 cm (66.9 in) of chain, and 350 cm (137.8 in) of electrical cable to be woven into the chain. The total drop can be easily adjusted on-site.

Details of the collection

As standard, the Ersa is supplied with iridescent glass spheres. Other options are: bronze, translucent, white satin, clear.
The standard light bulbs are: globe E27-L for 220-240V | E26-L for 110-120V versions - check BvE specifications.

Specifications are subject to change without prior notice.

Catalogue Edition 32



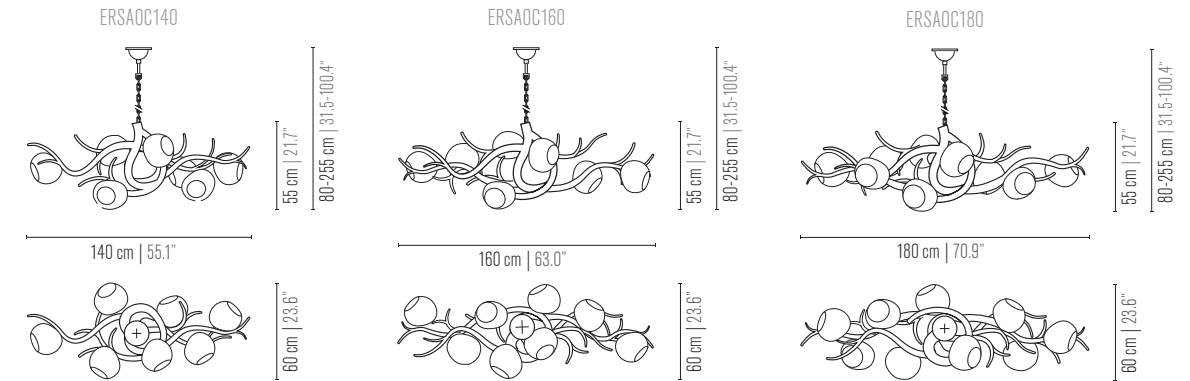
Art. no.	Dimensions	Light source	Weight	Finish
ERSAC80BLM-GLIRI	Ø80xH.55 cm	5x E27	15 kg	black matt - glass sphere iridescent
ERSAC80N-GLIRI	Ø80xH.55 cm	5x E27	15 kg	nickel - glass sphere iridescent
ERSAC80GC-GLIRI	Ø80xH.55 cm	5x E27	15 kg	gold colour - glass sphere iridescent
ERSAC80BRBUR-GLIRI	Ø80xH.55 cm	5x E27	15 kg	brass burnished - glass sphere iridescent
ERSAC80NAW-GLIRI	Ø80xH.55 cm	5x E27	15 kg	nickel aged warm - glass sphere iridescent
ERSAC80GSF-GLIRI	Ø80xH.55 cm	5x E27	15 kg	gold satin - glass sphere iridescent
ERSAC100BLM-GLIRI	Ø100xH.55 cm	7x E27	23 kg	black matt - glass sphere iridescent
ERSAC100N-GLIRI	Ø100xH.55 cm	7x E27	23 kg	nickel - glass sphere iridescent
ERSAC100GC-GLIRI	Ø100xH.55 cm	7x E27	23 kg	gold colour - glass sphere iridescent
ERSAC100BRBUR-GLIRI	Ø100xH.55 cm	7x E27	23 kg	brass burnished - glass sphere iridescent
ERSAC100NAW-GLIRI	Ø100xH.55 cm	7x E27	23 kg	nickel aged warm - glass sphere iridescent
ERSAC100GSF-GLIRI	Ø100xH.55 cm	7x E27	23 kg	gold satin - glass sphere iridescent
ERSAC120BLM-GLIRI	Ø120xH.55 cm	10x E27	32 kg	black matt - glass sphere iridescent
ERSAC120N-GLIRI	Ø120xH.55 cm	10x E27	32 kg	nickel - glass sphere iridescent
ERSAC120GC-GLIRI	Ø120xH.55 cm	10x E27	32 kg	gold colour - glass sphere iridescent
ERSAC120BRBUR-GLIRI	Ø120xH.55 cm	10x E27	32 kg	brass burnished - glass sphere iridescent
ERSAC120NAW-GLIRI	Ø120xH.55 cm	10x E27	32 kg	nickel aged warm - glass sphere iridescent
ERSAC120GSF-GLIRI	Ø120xH.55 cm	10x E27	32 kg	gold satin - glass sphere iridescent

Details of the models

All chandeliers are supplied with a Ø12 cm (4.7 in) dome ceiling cover A-1, Ø16 cm (6.3 in) mounting plate, 170 cm (66.9 in) of chain, and 350 cm (137.8 in) of electrical cable to be woven into the chain. The total drop can be easily adjusted on-site.

Details of the collection

As standard, the Ers is supplied with iridescent glass spheres. Other options are: bronze, translucent, white satin, clear.
The standard light bulbs are: globe E27-L for 220-240V | E26-L for 110-120V versions - check BvE specifications.



Art. no.	Dimensions	Light source	Weight	Finish
ERSAOC140BLM-GLIRI	L.140xW.60xH.55 cm	7x E27	22 kg	black matt - glass sphere iridescent
ERSAOC140N-GLIRI	L.140xW.60xH.55 cm	7x E27	22 kg	nickel - glass sphere iridescent
ERSAOC140GC-GLIRI	L.140xW.60xH.55 cm	7x E27	22 kg	gold colour - glass sphere iridescent
ERSAOC140BRBUR-GLIRI	L.140xW.60xH.55 cm	7x E27	22 kg	brass burnished - glass sphere iridescent
ERSAOC140NAW-GLIRI	L.140xW.60xH.55 cm	7x E27	22 kg	nickel aged warm - glass sphere iridescent
ERSAOC140GSF-GLIRI	L.140xW.60xH.55 cm	7x E27	22 kg	gold satin - glass sphere iridescent
ERSAOC160BLM-GLIRI	L.160xW.60xH.55 cm	8x E27	24 kg	black matt - glass sphere iridescent
ERSAOC160N-GLIRI	L.160xW.60xH.55 cm	8x E27	24 kg	nickel - glass sphere iridescent
ERSAOC160GC-GLIRI	L.160xW.60xH.55 cm	8x E27	24 kg	gold colour - glass sphere iridescent
ERSAOC160BRBUR-GLIRI	L.160xW.60xH.55 cm	8x E27	24 kg	brass burnished - glass sphere iridescent
ERSAOC160NAW-GLIRI	L.160xW.60xH.55 cm	8x E27	24 kg	nickel aged warm - glass sphere iridescent
ERSAOC160GSF-GLIRI	L.160xW.60xH.55 cm	8x E27	24 kg	gold satin - glass sphere iridescent
ERSAOC180BLM-GLIRI	L.180xW.60xH.55 cm	9x E27	27 kg	black matt - glass sphere iridescent
ERSAOC180N-GLIRI	L.180xW.60xH.55 cm	9x E27	27 kg	nickel - glass sphere iridescent
ERSAOC180GC-GLIRI	L.180xW.60xH.55 cm	9x E27	27 kg	gold colour - glass sphere iridescent
ERSAOC180BRBUR-GLIRI	L.180xW.60xH.55 cm	9x E27	27 kg	brass burnished - glass sphere iridescent
ERSAOC180NAW-GLIRI	L.180xW.60xH.55 cm	9x E27	27 kg	nickel aged warm - glass sphere iridescent
ERSAOC180GSF-GLIRI	L.180xW.60xH.55 cm	9x E27	27 kg	gold satin - glass sphere iridescent


Details of the models

All chandeliers are supplied with a Ø12 cm (4.7 in) dome ceiling cover A-1, Ø16 cm (6.3 in) mounting plate, 170 cm (66.9 in) of chain, and 350 cm (137.8 in) of electrical cable to be woven into the chain. The total drop can be easily adjusted on-site.

Details of the collection

As standard, the Ers is supplied with iridescent glass spheres. Other options are: bronze, translucent, white satin, clear.
The standard light bulbs are: globe E27-L for 220-240V | E26-L for 110-120V versions - check BvE specifications.

ERSAV110



Art. no.	Dimensions	Light source	Weight	Finish
ERSAV110BLM-GLIRI	Ø60xH.110 cm	5x E27	16 kg	black matt - glass sphere iridescent
ERSAV110N-GLIRI	Ø60xH.110 cm	5x E27	16 kg	nickel - glass sphere iridescent
ERSAV110GC-GLIRI	Ø60xH.110 cm	5x E27	16 kg	gold colour - glass sphere iridescent
ERSAV110BRBUR-GLIRI	Ø60xH.110 cm	5x E27	16 kg	brass burnished - glass sphere iridescent
ERSAV110NAW-GLIRI	Ø60xH.110 cm	5x E27	16 kg	nickel aged warm - glass sphere iridescent
ERSAV110GSF-GLIRI	Ø60xH.110 cm	5x E27	16 kg	gold satin - glass sphere iridescent

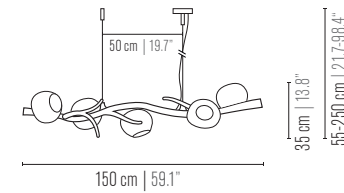
Details of the models

All chandeliers are supplied with a Ø12 cm (4.7 in) dome ceiling cover A-1, Ø16 cm (6.3 in) mounting plate, 170 cm (66.9 in) of chain, and 350 cm (137.8 in) of electrical cable to be woven into the chain. The total drop can be easily adjusted on-site.

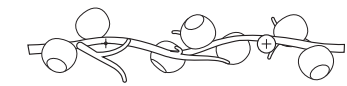
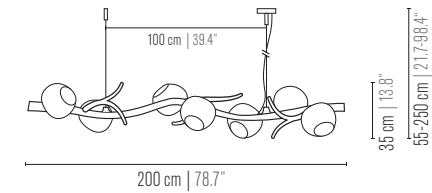
Details of the collection

As standard, the Ersav is supplied with iridescent glass spheres. Other options are: bronze, translucent, white satin, clear. The standard light bulbs are: globe E27-L for 220-240V | E26-L for 110-120V versions - check BvE specifications.

ERSAHL150



ERSAHL200



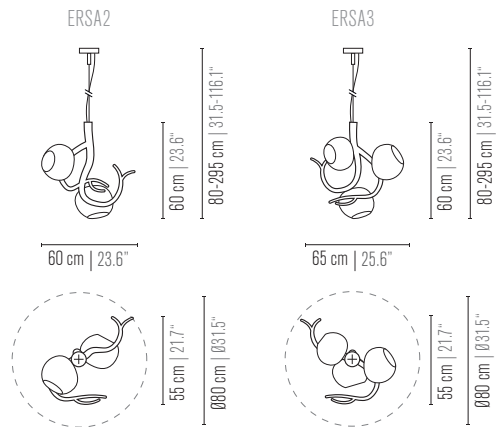
Art. no.	Dimensions	Light source	Weight	Finish
ERSAHL150BLM-GLIRI	L.150xW.45xH.35 cm	5x E27	17 kg	black matt - glass sphere iridescent
ERSAHL150N-GLIRI	L.150xW.45xH.35 cm	5x E27	17 kg	nickel - glass sphere iridescent
ERSAHL150GC-GLIRI	L.150xW.45xH.35 cm	5x E27	17 kg	gold colour - glass sphere iridescent
ERSAHL150BRBUR-GLIRI	L.150xW.45xH.35 cm	5x E27	17 kg	brass burnished - glass sphere iridescent
ERSAHL150NAW-GLIRI	L.150xW.45xH.35 cm	5x E27	17 kg	nickel aged warm - glass sphere iridescent
ERSAHL150GSF-GLIRI	L.150xW.45xH.35 cm	5x E27	17 kg	gold satin - glass sphere iridescent
ERSAHL200BLM-GLIRI	L.200xW.45xH.35 cm	7x E27	22 kg	black matt - glass sphere iridescent
ERSAHL200N-GLIRI	L.200xW.45xH.35 cm	7x E27	22 kg	nickel - glass sphere iridescent
ERSAHL200GC-GLIRI	L.200xW.45xH.35 cm	7x E27	22 kg	gold colour - glass sphere iridescent
ERSAHL200BRBUR-GLIRI	L.200xW.45xH.35 cm	7x E27	22 kg	brass burnished - glass sphere iridescent
ERSAHL200NAW-GLIRI	L.200xW.45xH.35 cm	7x E27	22 kg	nickel aged warm - glass sphere iridescent
ERSAHL200GSF-GLIRI	L.200xW.45xH.35 cm	7x E27	22 kg	gold satin - glass sphere iridescent

Details of the model

All long lamps are supplied with Ø12 cm (4.7 in) and Ø2 cm (0.8 in) ceiling covers HL-1, 250 cm (98.4 in) of double steel cable, and 350 cm (137.8 in) of electric cable. The total drop can be easily adjusted on-site.

Details of the collection

As standard, the Ersav is supplied with iridescent glass spheres. Other options are: bronze, translucent, white satin, clear. The standard light bulbs are: globe E27-L for 220-240V | E26-L for 110-120V versions - check BvE specifications.



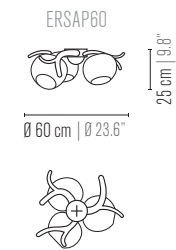
Art. no.	Dimensions	Light source	Weight	Finish
ERSA2BLM-GLIRI	L.60xH.60xD.55 cm	2x E27	8 kg	black matt - glass sphere iridescent
ERSA2N-GLIRI	L.60xH.60xD.55 cm	2x E27	8 kg	nickel - glass sphere iridescent
ERSA2GC-GLIRI	L.60xH.60xD.55 cm	2x E27	8 kg	gold colour - glass sphere iridescent
ERSA2BRBUR-GLIRI	L.60xH.60xD.55 cm	2x E27	8 kg	brass burnished - glass sphere iridescent
ERSA2NAW-GLIRI	L.60xH.60xD.55 cm	2x E27	8 kg	nickel aged warm - glass sphere iridescent
ERSA2GSF-GLIRI	L.60xH.60xD.55 cm	2x E27	8 kg	gold satin - glass sphere iridescent
ERSA3BLM-GLIRI	L.65xH.60xD.55 cm	3x E27	10 kg	black matt - glass sphere iridescent
ERSA3N-GLIRI	L.65xH.60xD.55 cm	3x E27	10 kg	nickel - glass sphere iridescent
ERSA3GC-GLIRI	L.65xH.60xD.55 cm	3x E27	10 kg	gold colour - glass sphere iridescent
ERSA3BRBUR-GLIRI	L.65xH.60xD.55 cm	3x E27	10 kg	brass burnished - glass sphere iridescent
ERSA3NAW-GLIRI	L.65xH.60xD.55 cm	3x E27	10 kg	nickel aged warm - glass sphere iridescent
ERSA3GSF-GLIRI	L.65xH.60xD.55 cm	3x E27	10 kg	gold satin - glass sphere iridescent

Details of the models

All Elements, if ordered as standalone, are supplied with a Ø12 cm (4.7 in) ceiling cover HS-1, 250 cm (98.4 in) of steel cable, and 350 cm (137.8 in) of electric cable. The total drop can be easily adjusted on-site.

Details of the collection

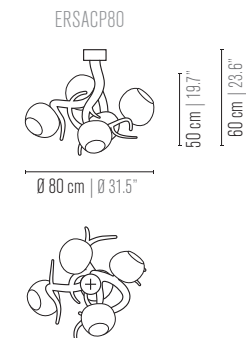
As standard, the Ersä is supplied with iridescent glass spheres. Other options are: bronze, translucent, white satin, clear. The standard light bulbs are: globe E27-L for 220-240V | E26-L for 110-120V versions - check BvE specifications.



Art. no.	Dimensions	Light source	Weight	Finish
ERSAP60BLM-GLIRI	Ø60xH.25 cm	3x E27	10 kg	black matt - glass sphere iridescent
ERSAP60N-GLIRI	Ø60xH.25 cm	3x E27	10 kg	nickel - glass sphere iridescent
ERSAP60GC-GLIRI	Ø60xH.25 cm	3x E27	10 kg	gold colour - glass sphere iridescent
ERSAP60BRBUR-GLIRI	Ø60xH.25 cm	3x E27	10 kg	brass burnished - glass sphere iridescent
ERSAP60NAW-GLIRI	Ø60xH.25 cm	3x E27	10 kg	nickel aged warm - glass sphere iridescent
ERSAP60GSF-GLIRI	Ø60xH.25 cm	3x E27	10 kg	gold satin - glass sphere iridescent

Ceiling Chandelier

Images: pages 136-137



Art. no.	Dimensions	Light source	Weight	Finish
ERSACP80BLM-GLIRI	Ø80xH.60 cm	5x E27	13 kg	black matt - glass sphere iridescent
ERSACP80N-GLIRI	Ø80xH.60 cm	5x E27	13 kg	nickel - glass sphere iridescent
ERSACP80GC-GLIRI	Ø80xH.60 cm	5x E27	13 kg	gold colour - glass sphere iridescent
ERSACP80BRBUR-GLIRI	Ø80xH.60 cm	5x E27	13 kg	brass burnished - glass sphere iridescent
ERSACP80NAW-GLIRI	Ø80xH.60 cm	5x E27	13 kg	nickel aged warm - glass sphere iridescent
ERSACP80GSF-GLIRI	Ø80xH.60 cm	5x E27	13 kg	gold satin - glass sphere iridescent

Details of the collection

As standard, the Ersä is supplied with iridescent glass spheres. Other options are: bronze, translucent, white satin, clear. The standard light bulbs are: globe E27-L for 220-240V | E26-L for 110-120V versions - check BvE specifications.

ERSAW30-L



30 cm | 11.8"



Left

ERSAW30-R



30 cm | 11.8"



Right

Art. no.	Dimensions	Light source	Weight	Finish
Left version				
ERSAW30BLM-GLIRI-L	W.30xH.45xD.29 cm	1x E27	5 kg	black matt - glass sphere iridescent
ERSAW30N-GLIRI-L	W.30xH.45xD.29 cm	1x E27	5 kg	nickel - glass sphere iridescent
ERSAW30GC-GLIRI-L	W.30xH.45xD.29 cm	1x E27	5 kg	gold colour - glass sphere iridescent
ERSAW30BRBUR-GLIRI-L	W.30xH.45xD.29 cm	1x E27	5 kg	brass burnished - glass sphere iridescent
ERSAW30NAW-GLIRI-L	W.30xH.45xD.29 cm	1x E27	5 kg	nickel aged warm - glass sphere iridescent,
ERSAW30GSF-GLIRI-L	W.30xH.45xD.29 cm	1x E27	5 kg	gold satin - glass sphere iridescent
Right version				
ERSAW30BLM-GLIRI-R	W.30xH.45xD.29 cm	1x E27	5 kg	black matt - glass sphere iridescent
ERSAW30N-GLIRI-R	W.30xH.45xD.29 cm	1x E27	5 kg	nickel - glass sphere iridescent
ERSAW30GC-GLIRI-R	W.30xH.45xD.29 cm	1x E27	5 kg	gold colour - glass sphere iridescent
ERSAW30BRBUR-GLIRI-R	W.30xH.45xD.29 cm	1x E27	5 kg	brass burnished - glass sphere iridescent
ERSAW30NAW-GLIRI-R	W.30xH.45xD.29 cm	1x E27	5 kg	nickel aged warm - glass sphere iridescent
ERSAW30GSF-GLIRI-R	W.30xH.45xD.29 cm	1x E27	5 kg	gold satin - glass sphere iridescent

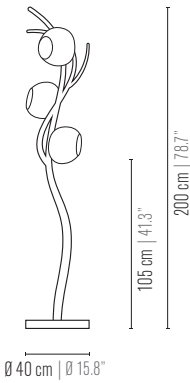
Details of the models

Wall Lamps in brass burnished or copper burnished finishes are treated with a protective layer of nano wax.

Details of the collection

As standard, the Ersá is supplied with iridescent glass spheres. Other options are: bronze, translucent, white satin, clear.
The standard light bulbs are: globe E27-L for 220-240V | E26-L for 110-120V versions - check BvE specifications.

ERSAF100



Art. no.	Dimensions	Light source	Weight	Finish
ERSAF200BLM-GLIRI	Ø40xH.200 cm	3x E27	24 kg	black matt - glass sphere iridescent
ERSAF200N-GLIRI	Ø40xH.200 cm	3x E27	24 kg	nickel - glass sphere iridescent
ERSAF200GC-GLIRI	Ø40xH.200 cm	3x E27	24 kg	gold colour - glass sphere iridescent
ERSAF200BRBUR-GLIRI	Ø40xH.200 cm	3x E27	24 kg	brass burnished - glass sphere iridescent
ERSAF200NAW-GLIRI	Ø40xH.200 cm	3x E27	24 kg	nickel aged warm - glass sphere iridescent
ERSAF200GSF-GLIRI	Ø40xH.200 cm	3x E27	24 kg	gold satin - glass sphere iridescent

Details of the models

Table and Floor Lamps in brass burnished are treated with a protective layer of nano wax.
All Floor and Table Lamps are supplied with a LED touch dimmer.

Details of the collection

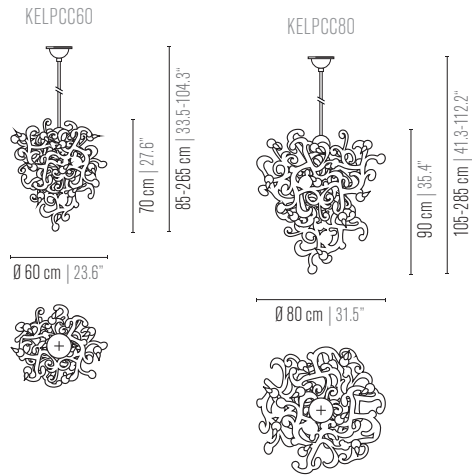
As standard, the Ersá is supplied with iridescent glass spheres. Other options are: bronze, translucent, white satin, clear.
The standard light bulbs are: globe E27-L for 220-240V | E26-L for 110-120V versions - check BvE specifications.

Collection Kelp

Chandelier Conical

Images of the collection: pages 140-159

Image: page 151



Art. no.	Dimensions	Light source	Weight	Finish
KELPCC60BLM	Ø60xH.70 cm	10x E14	25 kg	black matt
KELPCC60ST	Ø60xH.70 cm	10x E14	25 kg	stainless steel
KELPCC60BR	Ø60xH.70 cm	10x E14	25 kg	brass
KELPCC60COP	Ø60xH.70 cm	10x E14	25 kg	copper
KELPCC60GSF	Ø60xH.70 cm	10x E14	25 kg	gold satin
KELPCC80BLM	Ø80xH.90 cm	10x E14	30 kg	black matt
KELPCC80ST	Ø80xH.90 cm	10x E14	30 kg	stainless steel
KELPCC80BR	Ø80xH.90 cm	10x E14	30 kg	brass
KELPCC80COP	Ø80xH.90 cm	10x E14	30 kg	copper
KELPCC80GSF	Ø80xH.90 cm	10x E14	30 kg	gold satin

Details of the model

All Chandeliers are supplied with a Ø12 cm (4,7in) dome ceiling cover, Ø16 cm (6,3 in) mounting plate, 200 cm (78,7 inches) two-part stem, and 350 cm (137.8 in) of electric cable. The total drop can be easily adjusted on-site.

Details of the collection

As standard, the Kelp is supplied with globes in the same finish as the Lamp. The globes can be supplied in different finishes on request. The standard light bulbs are: candle E14-C for 220-240V | E12-C for 110-120V versions - check BvE specifications.

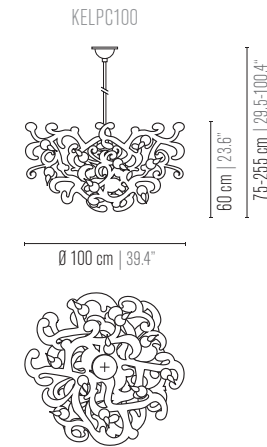
Specifications are subject to change without prior notice.

Catalogue Edition 32

Collection Kelp

Chandelier Round

Image: page 149



Art. no.	Dimensions	Light source	Weight	Finish
KELPC100BLM	Ø100xH.60 cm	10x E14	22 kg	black matt
KELPC100ST	Ø100xH.60 cm	10x E14	22 kg	stainless steel
KELPC100BR	Ø100xH.60 cm	10x E14	22 kg	brass
KELPC100COP	Ø100xH.60 cm	10x E14	22 kg	copper
KELPC100GSF	Ø100xH.60 cm	10x E14	22 kg	gold satin

Details of the model

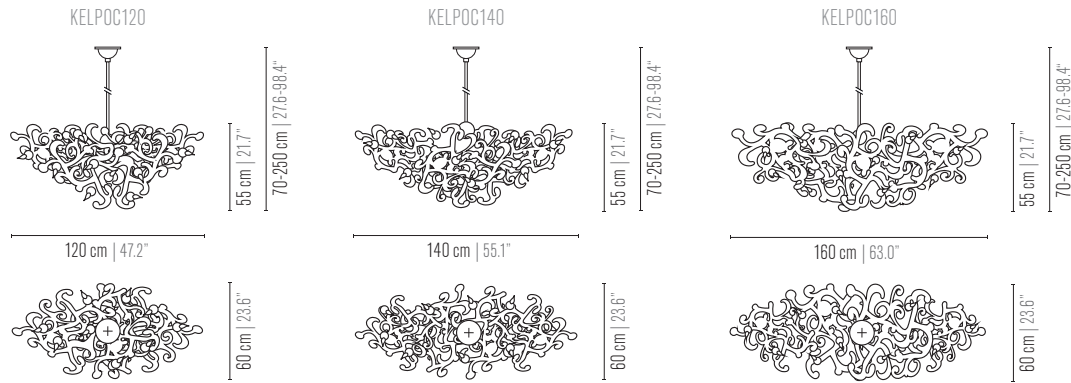
All Chandeliers are supplied with a Ø12 cm (4,7in) dome ceiling cover, Ø16 cm (6,3 in) mounting plate, 200 cm (78,7 inches) two-part stem, and 350 cm (137.8 in) of electric cable. The total drop can be easily adjusted on-site.

Details of the collection

As standard, the Kelp is supplied with globes in the same finish as the Lamp. The globes can be supplied in different finishes on request. The standard light bulbs are: candle E14-C for 220-240V | E12-C for 110-120V versions - check BvE specifications.

Specifications are subject to change without prior notice.

Catalogue Edition 32



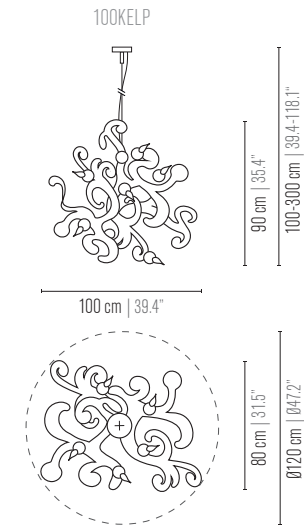
Art. no.	Dimensions	Light source	Weight	Finish
KELPOC120BLM	L.120xW.60xH.55 cm	10x E14	25 kg	black matt
KELPOC120ST	L.120xW.60xH.55 cm	10x E14	25 kg	stainless steel
KELPOC120BR	L.120xW.60xH.55 cm	10x E14	25 kg	brass
KELPOC120COP	L.120xW.60xH.55 cm	10x E14	25 kg	copper
KELPOC120GSF	L.120xW.60xH.55 cm	10x E14	25 kg	gold satin
KELPOC140BLM	L.140xW.60xH.55 cm	10x E14	27 kg	black matt
KELPOC140ST	L.140xW.60xH.55 cm	10x E14	27 kg	stainless steel
KELPOC140BR	L.140xW.60xH.55 cm	10x E14	27 kg	brass
KELPOC140COP	L.140xW.60xH.55 cm	10x E14	27 kg	copper
KELPOC140GSF	L.140xW.60xH.55 cm	10x E14	27 kg	gold satin
KELPOC160BLM	L.160xW.60xH.55 cm	10x E14	27 kg	black matt
KELPOC160ST	L.160xW.60xH.55 cm	10x E14	27 kg	stainless steel
KELPOC160BR	L.160xW.60xH.55 cm	10x E14	27 kg	brass
KELPOC160COP	L.160xW.60xH.55 cm	10x E14	27 kg	copper
KELPOC160GSF	L.160xW.60xH.55 cm	10x E14	27 kg	gold satin

Details of the model

All Chandeliers are supplied with a Ø12 cm (4,7in) dome ceiling cover, Ø16 cm (6,3 in) mounting plate, 200 cm (78,7 inches) two-part stem, and 350 cm (137.8 in) of electric cable. The total drop can be easily adjusted on-site.

Details of the collection

As standard, the Kelp is supplied with globes in the same finish as the Lamp. The globes can be supplied in different finishes on request. The standard light bulbs are: candle E14-C for 220-240V | E12-C for 110-120V versions - check BvE specifications.



Explore Compositions



The Kelp Elements provide flexibility, enabling a variety of compositions to be created with alternative suspension options.

Art. no.	Dimensions	Light source	Weight	Finish
100KELPBLM	L.100xW.80xH.90 cm	5x E14	11 kg	black matt
100KELPST	L.100xW.80xH.90 cm	5x E14	11 kg	stainless steel
100KELPBR	L.100xW.80xH.90 cm	5x E14	11 kg	brass high gloss
100KELPCOP	L.100xW.80xH.90 cm	5x E14	11 kg	copper
100KELPGSF	L.100xW.80xH.90 cm	5x E14	11 kg	gold satin

Details of the models

All Elements, if ordered as standalone, are supplied with a Ø12 cm (4.7 in) ceiling cover HS-1, 250 cm (98.4 in) of steel cable, and 350 cm (137.8 in) of electric cable. The total drop can be easily adjusted on-site.

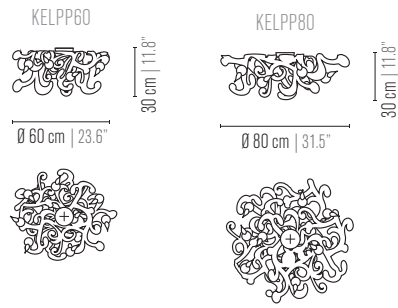
Details of the collection

As standard, the Kelp is supplied with globes in the same finish as the Lamp. The globes can be supplied in different finishes on request. The standard light bulbs are: candle E14-C for 220-240V | E12-C for 110-120V versions - check BvE specifications.

Collection Kelp

Ceiling Lamp Round

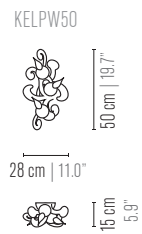
Image: page 152



Art. no.	Dimensions	Light source	Weight	Finish
KELPP60BLM	Ø60xH.30 cm	6x E14	13 kg	black matt
KELPP60ST	Ø60xH.30 cm	6x E14	13 kg	stainless steel
KELPP60BR	Ø60xH.30 cm	6x E14	13 kg	brass
KELPP60COP	Ø60xH.30 cm	6x E14	13 kg	copper
KELPP60GSF	Ø60xH.30 cm	6x E14	13 kg	gold satin
KELPP80BLM	Ø80xH.30 cm	6x E14	15 kg	black matt
KELPP80ST	Ø80xH.30 cm	6x E14	15 kg	stainless steel
KELPP80BR	Ø80xH.30 cm	6x E14	15 kg	brass
KELPP80COP	Ø80xH.30 cm	6x E14	15 kg	copper
KELPP80GSF	Ø80xH.30 cm	6x E14	15 kg	gold satin

Wall lamp

Image: page 153



Art. no.	Dimensions	Light source	Weight	Finish
KELPW50BLM	W.28xH.50xD.15 cm	3x E14	4 kg	black matt
KELPW50ST	W.28xH.50xD.15 cm	3x E14	4 kg	stainless steel
KELPW50BR	W.28xH.50xD.15 cm	3x E14	4 kg	brass
KELPW50COP	W.28xH.50xD.15 cm	3x E14	4 kg	copper
KELPW50GSF	W.28xH.50xD.15 cm	3x E14	4 kg	gold satin

Details of the collection

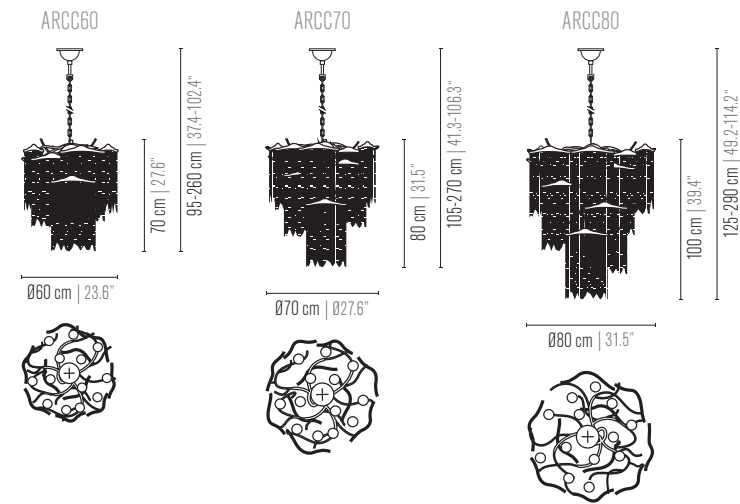
As standard, the Kelp is supplied with globes in the same finish as the Lamp. The globes can be supplied in different finishes on request. The standard light bulbs are: candle E14-C for 220-240V | E12-C for 110-120V versions - check BvE specifications.

Collection Arthur

Chandelier Conical

Images of the collection: pages 160-169

Image: page 161



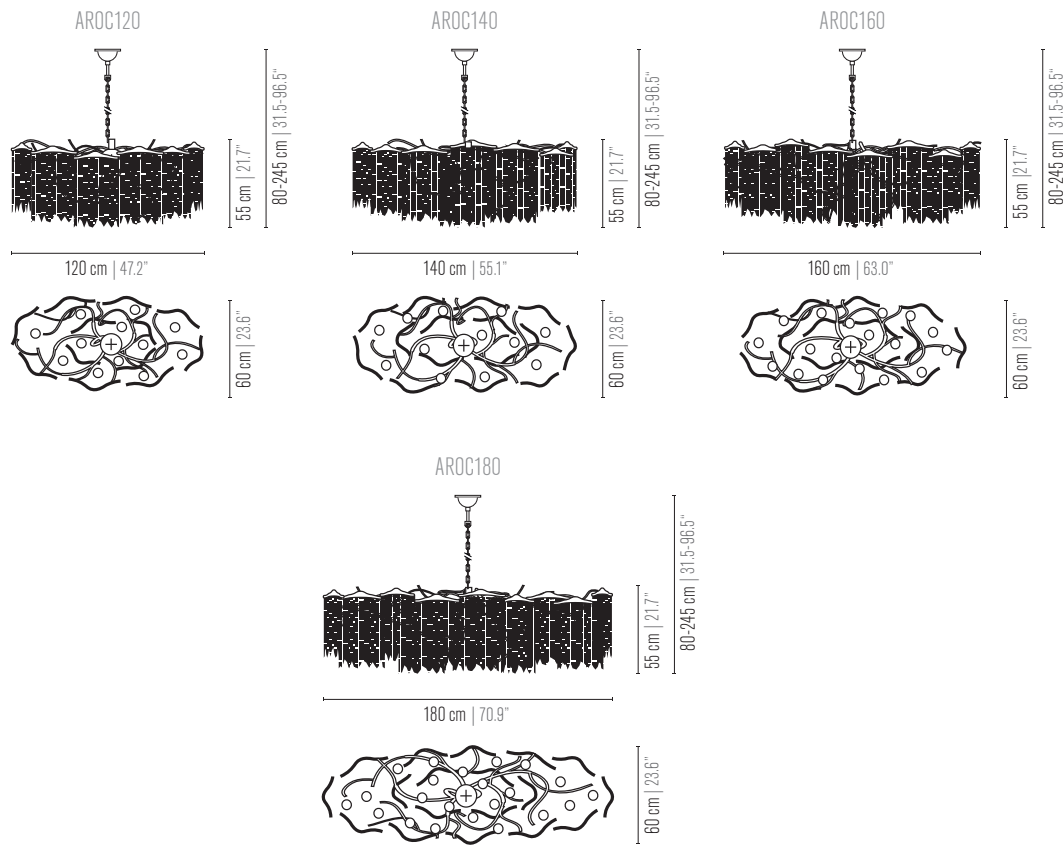
Art. no.	Dimensions	Light source	Weight	Finish
ARCC60N	Ø60xH.70 cm	8x E14	30 kg	nickel
ARCC60GSF	Ø60xH.70 cm	8x E14	30 kg	gold satin
ARCC70N	Ø70xH.80 cm	12x E14	35 kg	nickel
ARCC70GSF	Ø70xH.80 cm	12x E14	35 kg	gold satin
ARCC80N	Ø80xH.100 cm	14x E14	40 kg	nickel
ARCC80GSF	Ø80xH.100 cm	14x E14	40 kg	gold satin

Details of the model

All chandeliers are supplied with a Ø12 cm (4.7 in) diameter dome ceiling cover, Ø16 cm (6.3 in) mounting plate, 170 cm (66.9 in) of chain, and 350 cm (137.8 in) of electrical cable to be woven into the chain. The total drop can be easily adjusted on-site.

Details of the collection

The standard light bulbs are: candle E14-C for 220-240V | E12-C for 110-120V versions - check BvE specifications.



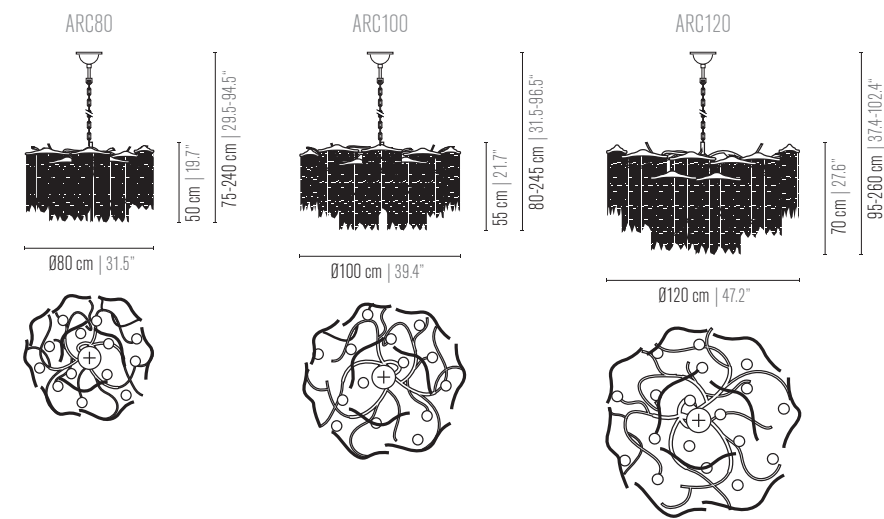
Art. no.	Dimensions	Light source	Weight	Finish
AROC120N	L.120xW.60xH.55 cm	12x E14	35 kg	nickel
AROC120GSF	L.120xW.60xH.55 cm	12x E14	35 kg	gold satin
AROC140N	L.140xW.60xH.55 cm	12x E14	37 kg	nickel
AROC140GSF	L.140xW.60xH.55 cm	12x E14	37 kg	gold satin
AROC160N	L.160xW.60xH.55 cm	16x E14	47 kg	nickel
AROC160GSF	L.160xW.60xH.55 cm	16x E14	47 kg	gold satin
AROC180N	L.180xW.60xH.55 cm	16x E14	49 kg	nickel
AROC180GSF	L.180xW.60xH.55 cm	16x E14	49 kg	gold satin

Details of the model

All chandeliers are supplied with a Ø12 cm (4.7 in) diameter dome ceiling cover, Ø16 cm (6.3 in) mounting plate, 170 cm (66.9 in) of chain, and 350 cm (137.8 in) of electrical cable to be woven into the chain. The total drop can be easily adjusted on-site.

Details of the collection

The standard light bulbs are: candle E14-C for 220-240V | E12-C for 110-120V versions - check BvE specifications.



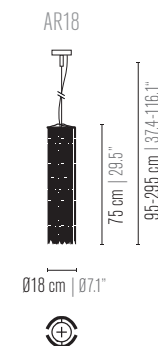
Art. no.	Dimensions	Light source	Weight	Finish
ARC80N	Ø80xH.50 cm	12x E14	25 kg	nickel
ARC80GSF	Ø80xH.50 cm	12x E14	25 kg	gold satin
ARC100N	Ø100xH.55 cm	14x E14	40 kg	nickel
ARC100GSF	Ø100xH.55 cm	14x E14	40 kg	gold satin
ARC120N	Ø120xH.70 cm	16x E14	60 kg	nickel
ARC120GSF	Ø120xH.70 cm	16x E14	60 kg	gold satin

Details of the model

All chandeliers are supplied with a Ø12 cm (4.7 in) diameter dome ceiling cover, Ø16 cm (6.3 in) mounting plate, 170 cm (66.9 in) of chain, and 350 cm (137.8 in) of electrical cable to be woven into the chain. The total drop can be easily adjusted on-site.

Hanging Lamp

Image: page 167



Details of the model

All lamps are supplied with a Ø12 cm (4.7 in) ceiling cover HS-1, 250 cm (98.4 in) of steel cable, and 350 cm (137.8 in) of electric cable. The total drop can be easily adjusted on-site.

Art. no.	Dimensions	Light source	Weight	Finish
AR18N	Ø18xH.75 cm	3x E14	10 kg	nickel
AR18GSF	Ø18xH.75 cm	3x E14	10 kg	gold satin

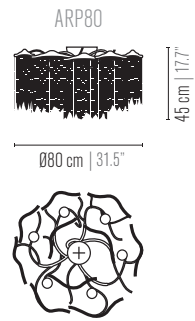
Details of the collection

The standard light bulbs are: candle E14-C for 220-240V | E12-C for 110-120V versions - check BvE specifications.

Collection Arthur

Ceiling Lamp Round

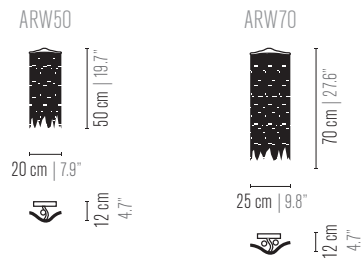
Image: page 168



Art. no.	Dimensions	Light source	Weight	Finish
ARP80N	Ø80xH.45 cm	8x E14	31 kg	nickel
ARP80GSF	Ø80xH.45 cm	8x E14	31 kg	gold satin

Wall lamp

Image: page 167



Art. no.	Dimensions	Light source	Weight	Finish
ARW50N	W.20xH.50xD.12 cm	1x E14	7 kg	nickel
ARW50GSF	W.20xH.50xD.12 cm	1x E14	7 kg	gold satin
ARW70N	W.25xH.70xD.12 cm	2x E14	10 kg	nickel
ARW70GSF	W.25xH.70xD.12 cm	2x E14	10 kg	gold satin

Details of the collection

The standard light bulbs are: candle E14-C for 220-240V | E12-C for 110-120V versions - check BvE specifications.

Specifications are subject to change without prior notice.

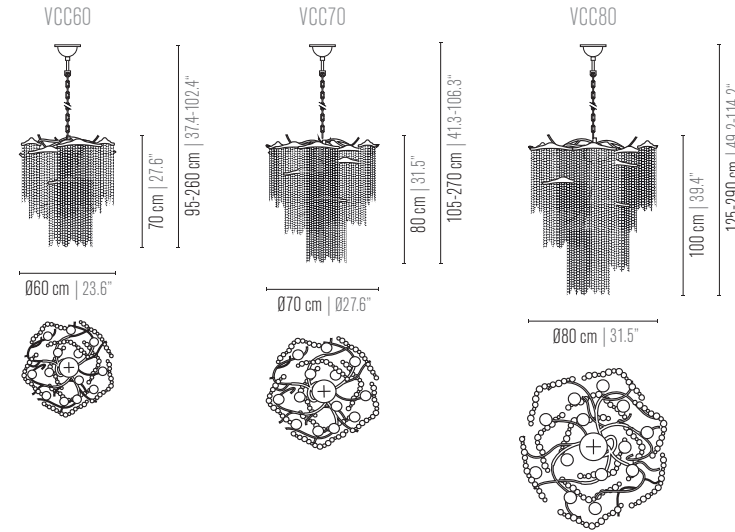
Catalogue Edition 32

Collection Victoria

Chandelier Conical

Images of the collection: pages 170-179

Image: page 171



Art. no.	Dimensions	Light source	Weight	Finish
VCC60N	Ø60xH.70 cm	8x E14	24 kg	nickel
VCC60GSF	Ø60xH.70 cm	8x E14	24 kg	gold satin
VCC70N	Ø70xH.80 cm	12x E14	26 kg	nickel
VCC70GSF	Ø70xH.80 cm	12x E14	26 kg	gold satin
VCC80N	Ø80xH.100 cm	14x E14	30 kg	nickel
VCC80GSF	Ø80xH.100 cm	14x E14	30 kg	gold satin

Details of the model

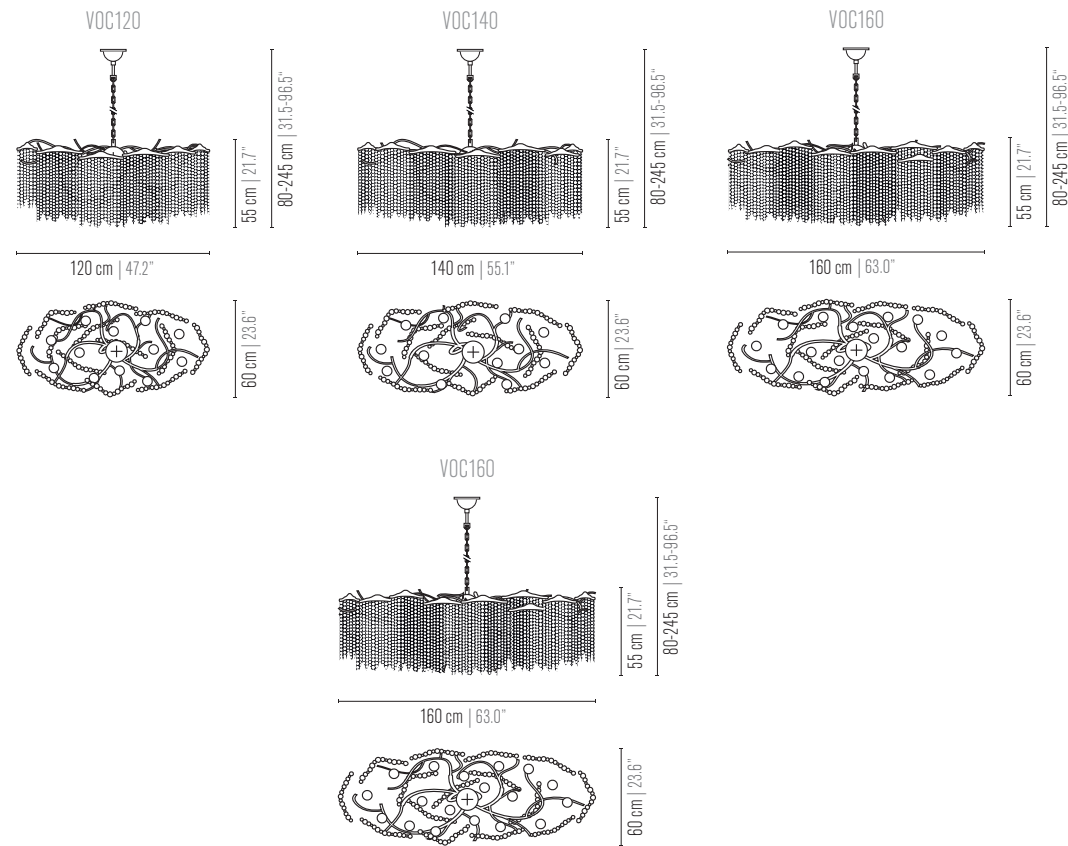
All chandeliers are supplied with a Ø12 cm (4.7 in) diameter dome ceiling cover, Ø16 cm (6.3 in) mounting plate, 170 cm (66.9 in) of chain, and 350 cm (137.8 in) of electrical cable to be woven into the chain. The total drop can be easily adjusted on-site.

Details of the collection

All crystals for Victoria Chandeliers and Lamps are original Swarovski crystals.
The standard light bulbs are: candle E14-C for 220-240V | E12-C for 110-120V versions - check BvE specifications.

Specifications are subject to change without prior notice.

Catalogue Edition 32



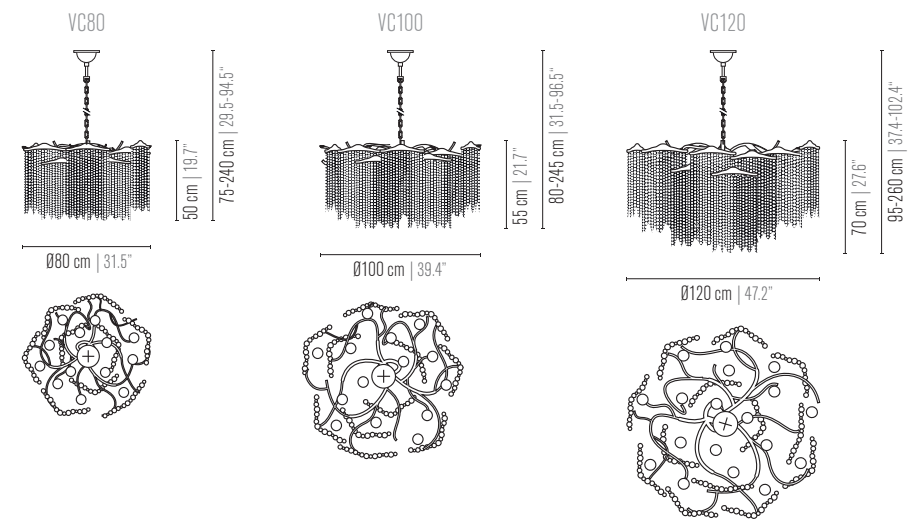
Art. no.	Dimensions	Light source	Weight	Finish
VOC120N	L.120xW.60xH.55 cm	12x E14	26 kg	nickel
VOC120GSF	L.120xW.60xH.55 cm	12x E14	26 kg	gold satin
VOC140N	L.140xW.60xH.55 cm	12x E14	30 kg	nickel
VOC140GSF	L.140xW.60xH.55 cm	12x E14	30 kg	gold satin
VOC160N	L.160xW.60xH.55 cm	16x E14	35 kg	nickel
VOC160GSF	L.160xW.60xH.55 cm	16x E14	35 kg	gold satin
VOC180N	L.180xW.60xH.55 cm	16x E14	38 kg	nickel
VOC180GSF	L.180xW.60xH.55 cm	16x E14	38 kg	gold satin

Details of the model

All chandeliers are supplied with a Ø12 cm (4.7 in) diameter dome ceiling cover, Ø16 cm (6,3 in) mounting plate, 170 cm (66.9 in) of chain, and 350 cm (137.8 in) of electrical cable to be woven into the chain. The total drop can be easily adjusted on-site.

Details of the collection

All crystals for Victoria Chandeliers and Lamps are original Swarovski crystals.
The standard light bulbs are: candle E14-C for 220-240V | E12-C for 110-120V versions - check BvE specifications.

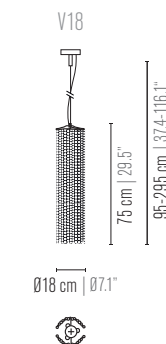


Art. no.	Dimensions	Light source	Weight	Finish
VC80N	Ø80xH.50 cm	12x E14	25 kg	nickel
VC80GSF	Ø80xH.50 cm	12x E14	25 kg	gold satin
VC100N	Ø100xH.55 cm	14x E14	30 kg	nickel
VC100GSF	Ø100xH.55 cm	14x E14	30 kg	gold satin
VC120N	Ø120xH.70 cm	16x E14	43 kg	nickel
VC120GSF	Ø120xH.70 cm	16x E14	43 kg	gold satin

Details of the model

All chandeliers are supplied with a Ø12 cm (4.7 in) diameter dome ceiling cover, Ø16 cm (6,3 in) mounting plate, 170 cm (66.9 in) of chain, and 350 cm (137.8 in) of electrical cable to be woven into the chain. The total drop can be easily adjusted on-site.

Hanging Lamp



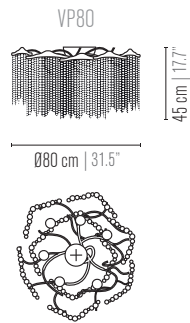
Details of the model

All lamps are supplied with a Ø12 cm (4.7 in) ceiling cover HS-1, 250 cm (98.4 in) of steel cable, and 350 cm (137.8 in) of electric cable. The total drop can be easily adjusted on-site.

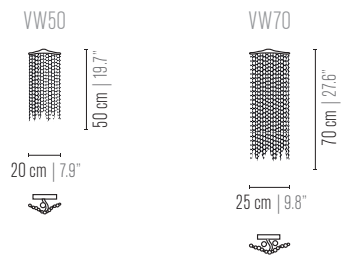
Art. no.	Dimensions	Light source	Weight	Finish
VC18N	Ø18xH.75 cm	3x E14	7 kg	nickel
VC18GSF	Ø18xH.75 cm	3x E14	7 kg	gold satin

Details of the collection

All crystals for Victoria Chandeliers and Lamps are original Swarovski crystals.
The standard light bulbs are: candle E14-C for 220-240V | E12-C for 110-120V versions - check BvE specifications.



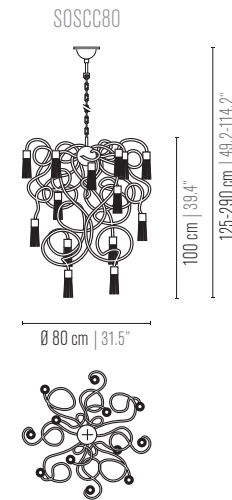
Art. no.	Dimensions	Light source	Weight	Finish
VP80N	Ø80xH.45 cm	8x E14	23 kg	nickel
VP80GSF	Ø80xH.45 cm	8x E14	23 kg	gold satin



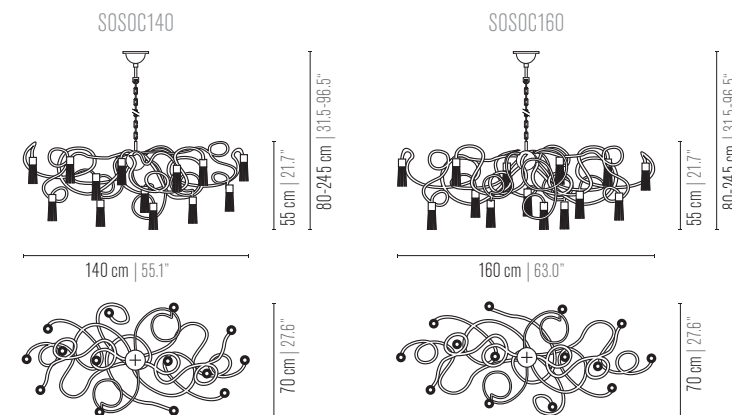
Art. no.	Dimensions	Light source	Weight	Finish
VW50N	W.20xH.50xD.12 cm	1x E14	5 kg	nickel
VW50GSF	W.20xH.50xD.12 cm	1x E14	5 kg	gold satin
VW70N	W.25xH.70xD.12 cm	2x E14	8 kg	nickel
VW70GSF	W.25xH.70xD.12 cm	2x E14	8 kg	gold satin

Details of the collection

All crystals for Victoria Chandeliers and Lamps are original Swarovski crystals.
Standard light bulb for the Victoria Collection is Ø35 mm candle | Ø32 mm (1.26") for 110-120V versions.



Art. no.	Dimensions	Light source	Weight	Finish
SOSCC80N	Ø80xH.100 cm	14x E14	30 kg	nickel
SOSCC80GSF	Ø80xH.100 cm	14x E14	30 kg	gold satin



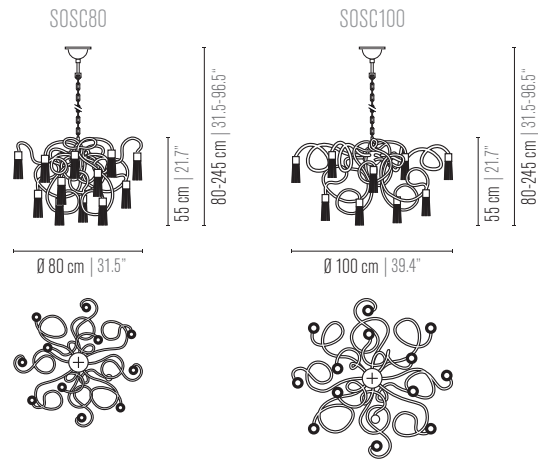
Art. no.	Dimensions	Light source	Weight	Finish
SOSOC140N	L.140xW.70xH.55 cm	14x E14	26 kg	nickel
SOSOC140GSF	L.140xW.70xH.55 cm	14x E14	26 kg	gold satin
SOSOC160N	L.160xW.70xH.55 cm	14x E14	35 kg	nickel
SOSOC160GSF	L.160xW.70xH.55 cm	14x E14	35 kg	gold satin

Details of the models

All chandeliers are supplied with a Ø12 cm (4.7 in) diameter dome ceiling cover, Ø16 cm (6.3 in) mounting plate, 170 cm (66.9 in) of chain, and 350 cm (137.8 in) of electrical cable to be woven into the chain. The total drop can be easily adjusted on-site.

Details of the collection

The standard light bulbs are: candle E14-C for 220-240V | E12-C for 110-120V versions - check BvE specifications.

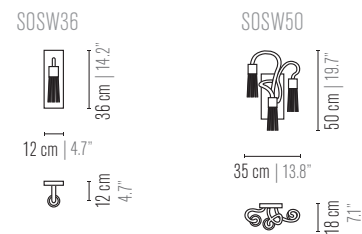


Art. no.	Dimensions	Light source	Weight	Finish
SOSC80N	Ø80xH.55 cm	12x E14	26 kg	nickel
SOSC80GSF	Ø80xH.55 cm	12x E14	26 kg	gold satin
SOSC100N	Ø100xH.55 cm	14x E14	30 kg	nickel
SOSC100GSF	Ø100xH.55 cm	14x E14	30 kg	gold satin

Details of the model

All chandeliers are supplied with a Ø12 cm (4.7 in) diameter dome ceiling cover, Ø16 cm (6,3 in) mounting plate, 170 cm (66.9 in) of chain, and 350 cm (137.8 in) of electrical cable to be woven into the chain. The total drop can be easily adjusted on-site.

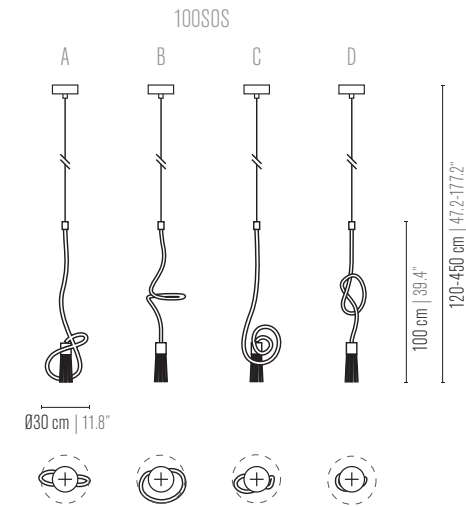
Wall lamp



Art. no.	Dimensions	Light source	Weight	Finish
SOSW36N	W.12xH.36xD.12 cm	1x E14	3 kg	nickel
SOSW36GSF	W.12xH.36xD.12 cm	1x E14	3 kg	gold satin
SOSW50N	W.35xH.50xD.18 cm	3x E14	11 kg	nickel
SOSW50GSF	W.35xH.50xD.18 cm	3x E14	11 kg	gold satin

Details of the collection

The standard light bulbs are: candle E14-C for 220-240V | E12-C for 110-120V versions - check BvE specifications.



Explore Compositions



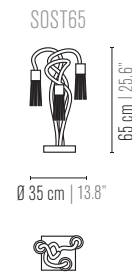
The Sultans of Swing Elements provide flexibility, enabling a variety of compositions to be created with alternative suspension options.

Art. no.	Dimensions	Light source	Weight	Finish
100SOSST	Ø30xH.100 cm	1x E14	4 kg	stainless steel
100SOSGSF	Ø30xH.100 cm	1x E14	4 kg	gold satin

Details of the model

All lamps are supplied with a Ø10 cm (3.94 in) ceiling cover H-1 and 350 cm (137.8 in) of electric cable. The total drop can be easily adjusted on-site.

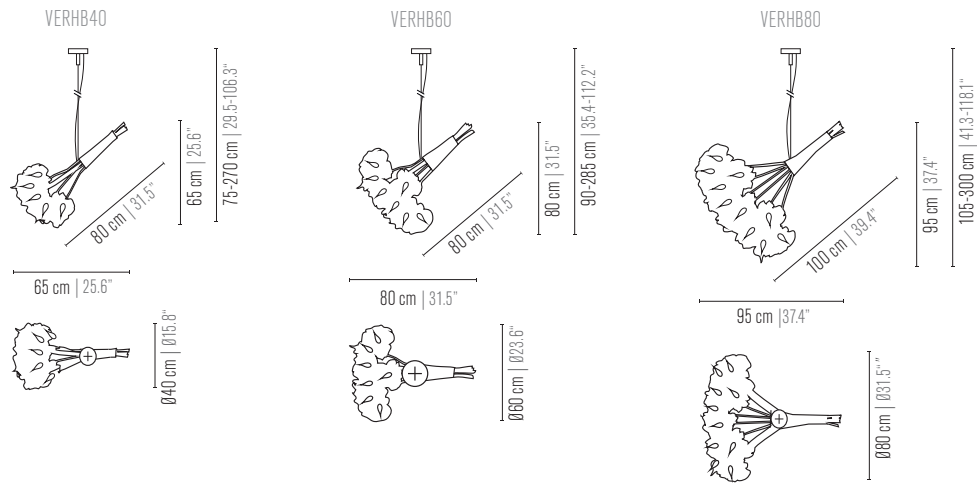
Table Lamp



Art. no.	Dimensions	Light source	Weight	Finish
SOST65N	Ø35xH.65 cm	3x E14	10 kg	nickel
SOST65GSF	Ø35xH.65 cm	3x E14	10 kg	gold satin

Details of the collection

The standard light bulbs are: candle E14-C for 220-240V | E12-C for 110-120V versions - check BvE specifications.



Explore Compositions



The La Vie En Rose Bouquets and Roses provide flexibility, enabling a variety of compositions to be created with alternative suspension options.

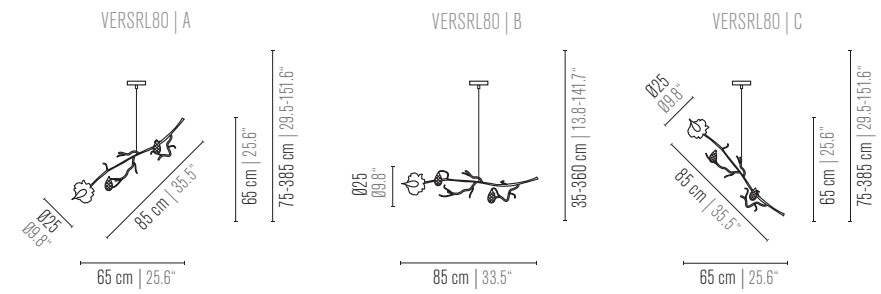
Art. no.	Dimensions	Light source	Weight	Finish
VERHB40N	Ø40xL.80 cm	5x E14	10 kg	nickel
VERHB40GSF	Ø40xL.80 cm	5x E14	10 kg	gold satin
VERHB60N	Ø60xL.80 cm	7x E14	15 kg	nickel
VERHB60GSF	Ø60xL.80 cm	7x E14	15 kg	gold satin
VERHB80N	Ø80xL.100 cm	10x E14	22 kg	nickel
VERHB80GSF	Ø80xL.100 cm	10x E14	22 kg	gold satin

Details of the model

Bouquets, if ordered as standalone lights, are supplied with a Ø12 cm (4.7 in) ceiling cover HS-1, 250 cm (98.4 in) of steel cable, and 350 cm (137.8 in) of electric cable. The total drop can be easily adjusted on-site.

Details of the collection

The standard light bulbs are: candle E14-C for 220-240V | E12-C for 110-120V versions - check BvE specifications.



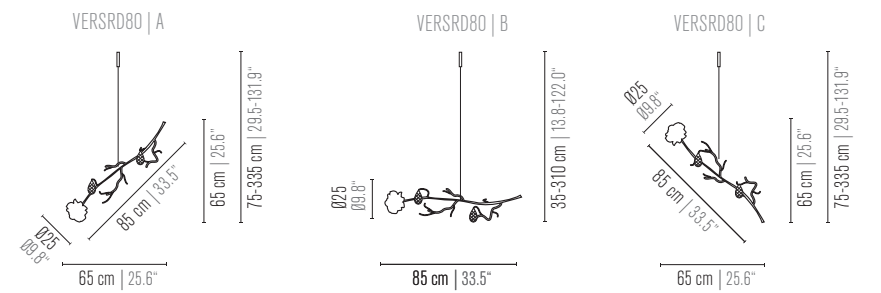
Art. no.	Dimensions	Light source	Weight	Finish
VERSRL80N	Ø25xL.85 cm	1x E14	1 kg	nickel
VERSRL80GSF	Ø25xL.85 cm	1x E14	1 kg	gold satin

Details of the model

Single Light Roses, if ordered as standalone lights, are supplied with a Ø10 cm (3.94 in) ceiling cover H-1 and 350 cm (137.8 in) of electric cable. The total drop can be easily adjusted on-site.

Single Decorative Rose

Image: page 191



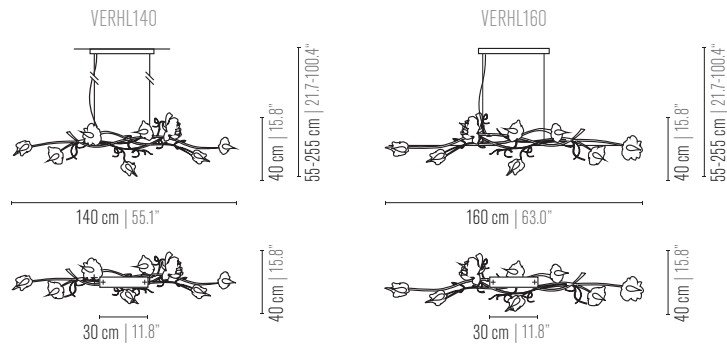
Art. no.	Dimensions	Light source	Weight	Finish
VERSRD80N	Ø25xL.85 cm	-	1 kg	nickel
VERSRD80GSF	Ø25xL.85 cm	-	1 kg	gold satin

Details of the model

Single Decorative Roses, if ordered as standalone lights, are supplied with a Ø1.6 cm (3.94 in) ceiling cover and 250 cm (118.1 in) of steel cable. The total suspension length can be easily adjusted on-site.

Details of the collection

The standard light bulbs are: candle E14-C for 220-240V | E12-C for 110-120V versions - check BvE specifications.



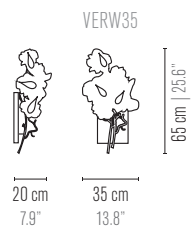
Art. no.	Dimensions	Light source	Weight	Finish
VERHL140N	L.140xW.40xH.40 cm	8x E14	8 kg	nickel
VERHL140GSF	L.140xW.40xH.40 cm	8x E14	8 kg	gold satin
VERHL160N	L.160xW.40xH.40 cm	10x E14	11 kg	nickel
VERHL160GSF	L.160xW.40xH.40 cm	10x E14	11 kg	gold satin

Details of the model

All long lamps are supplied with 250 cm (98.4 in) of double steel cable, and 350 cm (137.8 in) of electric cable. The total drop can be easily adjusted on-site.

Wall Lamp

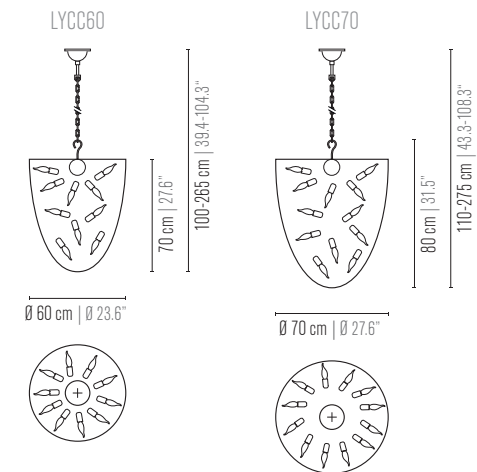
Image: page 195



Art. no.	Dimensions	Light source	Weight	Finish
VERW35N	L.35xH.65xD.20 cm	3x E14	8 kg	nickel
VERW35GSF	L.35xH.65xD.20 cm	3x E14	8 kg	gold satin

Details of the collection

The standard light bulbs are: candle E14-C for 220-240V | E12-C for 110-120V versions - check BvE specifications.



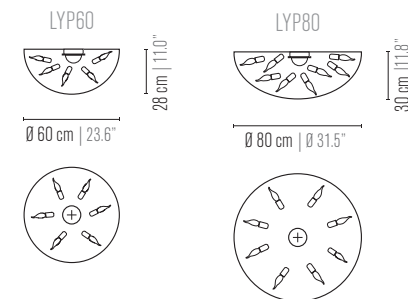
Art. no.	Dimensions	Light source	Weight	Finish
LYCC60W	Ø60xH.70 cm	10x E14	22 kg	white
LYCC60N	Ø60xH.70 cm	10x E14	22 kg	nickel
LYCC70W	Ø70xH.80 cm	12x E14	28 kg	white
LYCC70N	Ø70xH.80 cm	12x E14	28 kg	nickel

Details of the model

All chandeliers are supplied with a Ø12 cm (4.7 in) dome ceiling cover A-1, Ø16 cm (6.3 in) mounting plate, 170 cm (66.9 in) of chain, and 350 cm (137.8 in) of electrical cable to be woven into the chain. The total drop can be easily adjusted on-site.

Ceiling Lamp Round

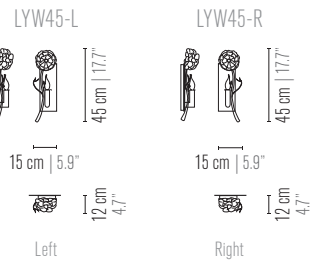
Image: page 198



Art. no.	Dimensions	Light source	Weight	Finish
LYP60W	Ø60xH.28 cm	6x E14	10 kg	white
LYP60N	Ø60xH.28 cm	6x E14	10 kg	nickel
LYP80W	Ø80xH.30 cm	8x E14	13 kg	white
LYP80N	Ø80xH.30 cm	8x E14	13 kg	nickel

Details of the collection

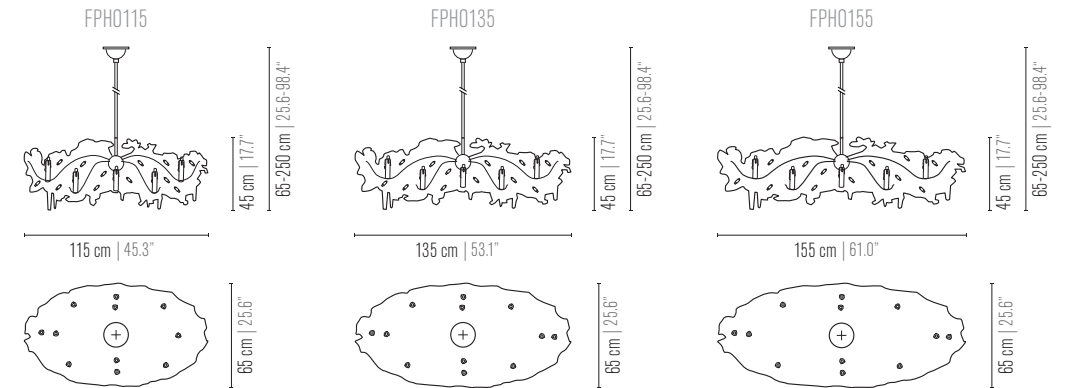
The standard light bulbs are: candle E14-C for 220-240V | E12-C for 110-120V versions - check BvE specifications.



Art. no.	Dimensions	Light source	Weight	Finish
Left version				
LYW45W-L	W.15xH.45xD.12 cm	1x E14	3 kg	white
LYW45N-L	W.15xH.45xD.12 cm	1x E14	3 kg	nickel
Right version				
LYW45W-R	W.15xH.45xD.12 cm	1x E14	3 kg	white
LYW45N-R	W.15xH.45xD.12 cm	1x E14	3 kg	nickel

Details of the collection

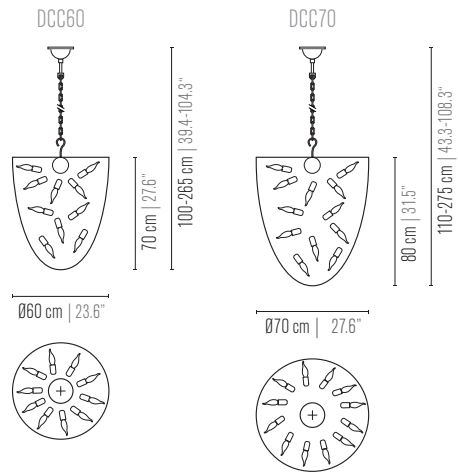
The standard light bulbs are: candle E14-C for 220-240V | E12-C for 110-120V versions - check BvE specifications.



Art. no.	Dimensions	Light source	Weight	Finish
FPH0115BL	L.115xW.65xH.45 cm	12x G9	28 kg	black finish
FPH0115W	L.115xW.65xH.45 cm	12x G9	28 kg	white
FPH0115N	L.115xW.65xH.45 cm	12x G9	28 kg	nickel
FPH0115GSF	L.115xW.65xH.45 cm	12x G9	28 kg	gold satin
FPH0135BL	L.135xW.65xH.45 cm	12x G9	35 kg	black finish
FPH0135W	L.135xW.65xH.45 cm	12x G9	35 kg	white
FPH0135N	L.135xW.65xH.45 cm	12x G9	35 kg	nickel
FPH0135GSF	L.135xW.65xH.45 cm	12x G9	35 kg	gold satin
FPH0155BL	L.155xW.65xH.45 cm	12x G9	40 kg	black finish
FPH0155W	L.155xW.65xH.45 cm	12x G9	40 kg	white
FPH0155N	L.155xW.65xH.45 cm	12x G9	40 kg	nickel
FPH0155GSF	L.155xW.65xH.45 cm	12x G9	40 kg	gold satin

Details of the collection

The standard light bulb is G9 for 220-240V | G9-U for 110-120V versions, check the BvE specification.



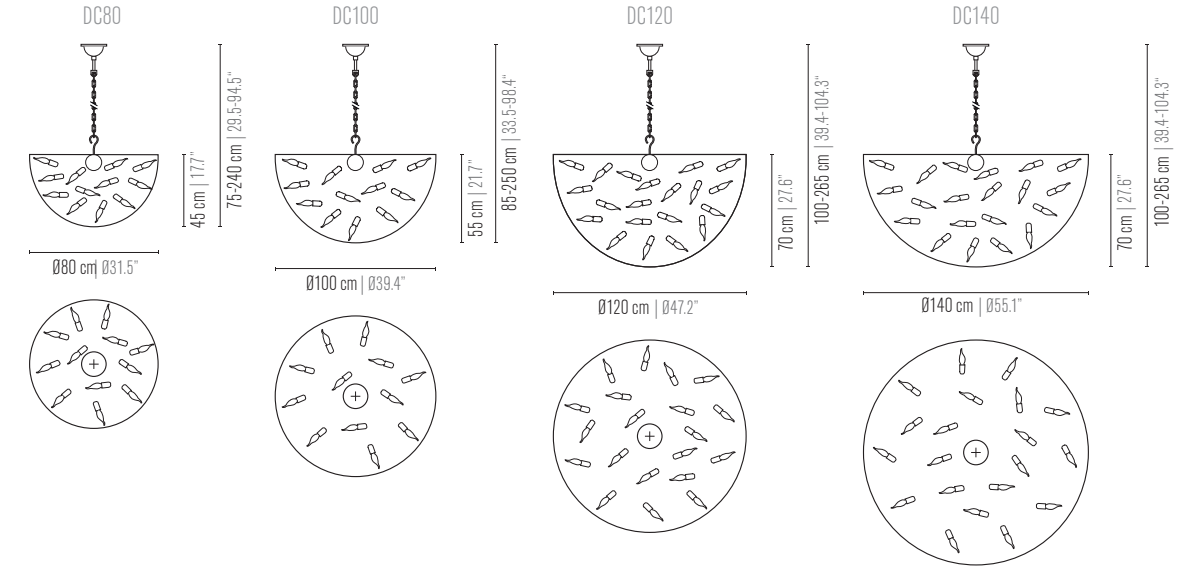
Art. no.	Dimensions	Light source	Weight	Finish
DCC60N	Ø60xH.70 cm	8x E14	25 kg	nickel
DCC70N	Ø70xH.80 cm	10x E14	30 kg	nickel

Details of the model

All chandeliers are supplied with a Ø12 cm (4.7 in) dome ceiling cover A-1, Ø16 cm (6.3 in) mounting plate, 170 cm (66.9 in) of chain, and 350 cm (137.8 in) of electrical cable to be woven into the chain. The total drop can be easily adjusted on-site.

Details of the collection

The standard light bulbs are: candle E14-C for 220-240V | E12-C for 110-120V versions - check BvE specifications.



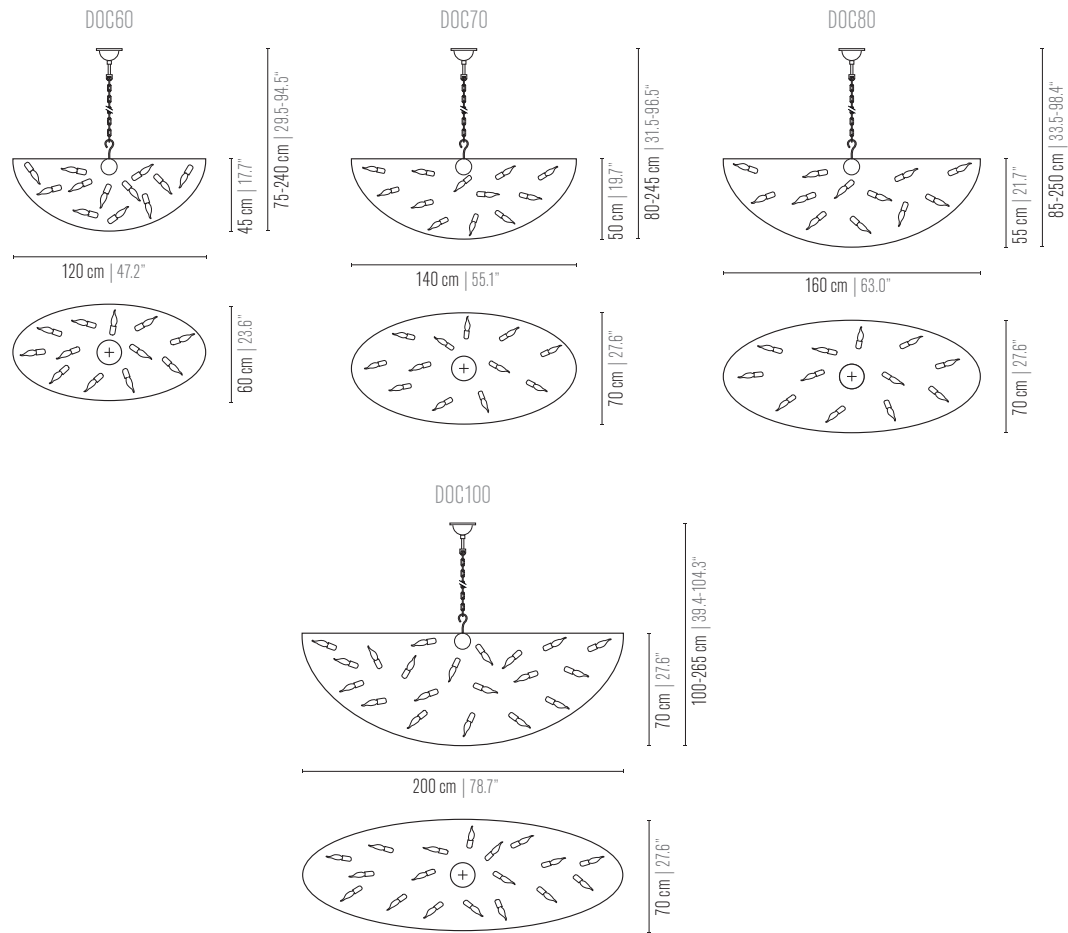
Art. no.	Dimensions	Light source	Weight	Finish
DC80N	Ø80xH.45 cm	10x E14	27 kg	nickel
DC100N	Ø100xH.55 cm	12x E14	30 kg	nickel
DC120N	Ø120xH.70 cm	16x E14	35 kg	nickel
DC140N	Ø140xH.70 cm	20x E14	67 kg	nickel

Details of the model

All chandeliers are supplied with a Ø12 cm (4.7 in) dome ceiling cover A-1, Ø16 cm (6.3 in) mounting plate, 170 cm (66.9 in) of chain, and 350 cm (137.8 in) of electrical cable to be woven into the chain. The total drop can be easily adjusted on-site.

Details of the collection

The standard light bulbs are: candle E14-C for 220-240V | E12-C for 110-120V versions - check BvE specifications.



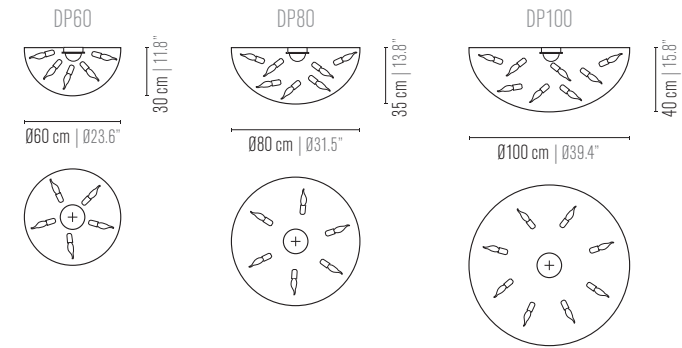
Art. no.	Dimensions	Light source	Weight	Finish
DOC60N	L.120xW.60xH.45 cm	12x E14	30 kg	nickel
DOC70N	L.140xW.70xH.50 cm	12x E14	35 kg	nickel
DOC80N	L.160xW.70xH.55 cm	16x E14	40 kg	nickel
DOC100N	L.200xW.70xH.70 cm	20x E14	58 kg	nickel

Details of the model

All chandeliers are supplied with a Ø12 cm (4.7 in) dome ceiling cover A-1, Ø16 cm (6.3 in) mounting plate, 170 cm (66.9 in) of chain, and 350 cm (137.8 in) of electrical cable to be woven into the chain. The total drop can be easily adjusted on-site.

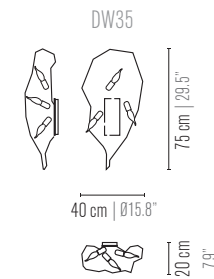
Details of the collection

The standard light bulbs are: candle E14-C for 220-240V | E12-C for 110-120V versions - check BvE specifications.



Art. no.	Dimensions	Light source	Weight	Finish
DP60N	Ø60xH.30 cm	5x E14	13 kg	nickel
DP80N	Ø80xH.35 cm	6x E14	17 kg	nickel
DP100N	Ø100xH.40 cm	8x E14	26 kg	nickel

Wall Lamp



Art.nr.	Dimensions	Light bulb	Weight	Finish
DW35N	W.40xH.75xD.20 cm	3x E14	9 kg	nickel finish

Details of the collection

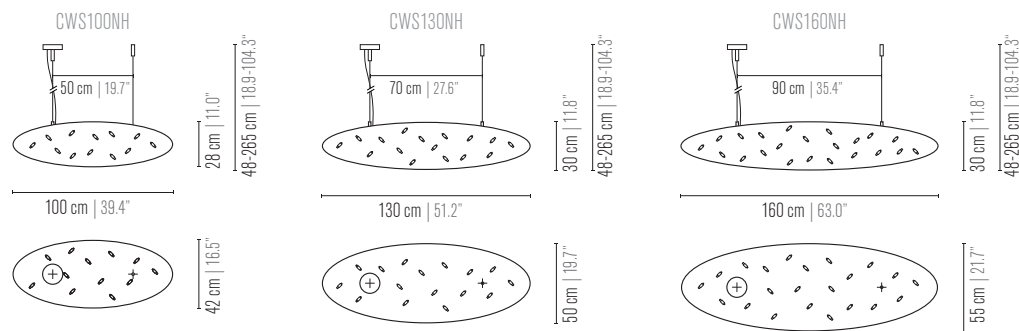
The standard light bulbs are: candle E14-C for 220-240V | E12-C for 110-120V versions - check BvE specifications.

Collection Crystal Waters

Hanging Lamp Long

Images of the collection: pages 216-221

Images: pages 216-219



Art. no.	Dimensions	Light source	Weight	Finish
CWS100NH	L.100xW.42xH.28 cm	12x G9	6 kg	nickel
CWS100GSFH	L.100xW.42xH.28 cm	12x G9	6 kg	gold satin
CWS130NH	L.130xW.50xH.30 cm	16x G9	8 kg	nickel
CWS130GSFH	L.130xW.50xH.30 cm	16x G9	8 kg	gold satin
CWS160NH	L.160xW.55xH.30 cm	22x G9	12 kg	nickel
CWS160GSFH	L.160xW.55xH.30 cm	22x G9	12 kg	gold satin

Details of the model

All long lamps are supplied with Ø12 cm (4.7 in) and Ø1.6 cm (0.63") ceiling covers HL-2, 250 cm (98.4 in) of double steel cable, and 350 cm (137.8 in) of electric cable. The total drop can be easily adjusted on-site.

Details of the collection

The standard light bulb is G9 for 220-240V | G9-U for 110-120V versions, check the BvE specification.

Specifications are subject to change without prior notice.

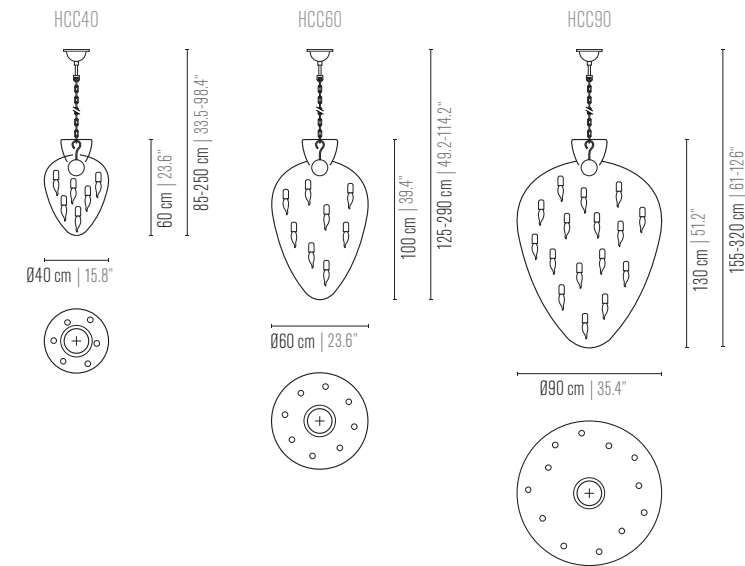
Catalogue Edition 32

Collection Hollywood

Chandelier Conical

Images of the collection: pages 222-233

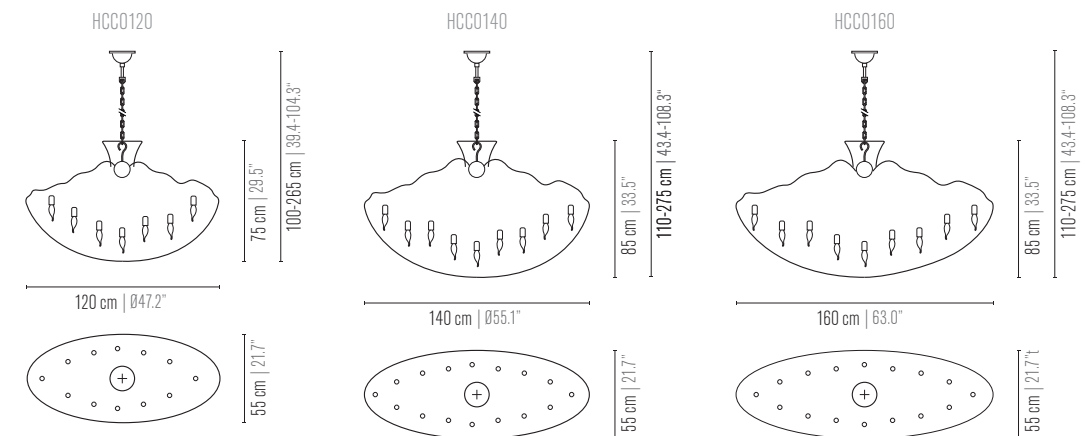
Images: pages 223-226



Art. no.	Dimensions	Light source	Weight	Finish
HCC40N	Ø40xH.60 cm	6x E14	6 kg	nickel
HCC60N	Ø60xH.100 cm	8x E14	16 kg	nickel
HCC90N	Ø90xH.130 cm	16x E14	27 kg	nickel

Chandelier Conical Oval

Image: page 227



Art. no.	Dimensions	Light source	Weight	Finish
HCC0120N	L.120xW.55xH.75 cm	12x E14	23 kg	nickel
HCC0140N	L.140xW.55xH.85 cm	14x E14	26 kg	nickel
HCC0160N	L.160xW.55xH.85 cm	14x E14	30 kg	nickel

Details of the models and collection

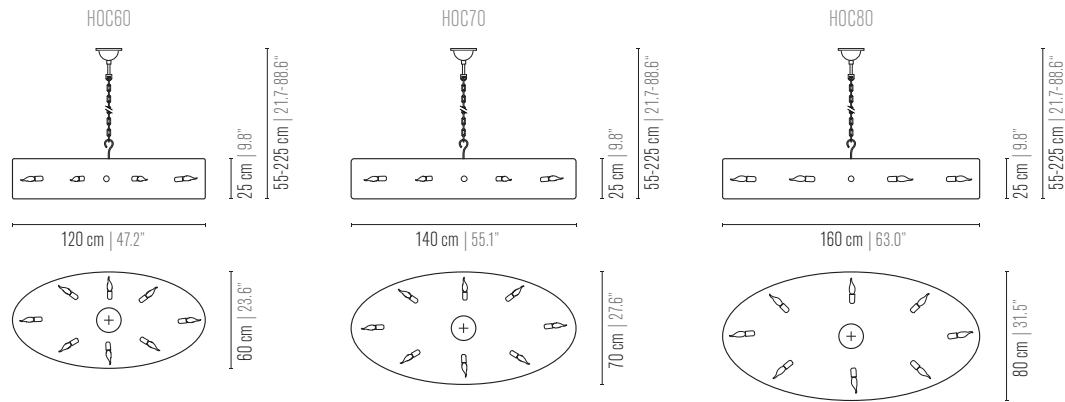
All chandeliers are supplied with a Ø12 cm (4.7 in) dome ceiling cover A-1, Ø16 cm (6.3 in) mounting plate, 170 cm (66.9 in) of chain, and 350 cm (137.8 in) of electrical cable to be woven into the chain. The total drop can be easily adjusted on-site.

The standard light bulbs are: candle E14-C for 220-240V | E12-C for 110-120V versions - check BvE specifications.

Due to our manual production method, shapes and structure of Hollywood Chandeliers and Lamps may vary. Lights that will be combined in the same space should therefore be ordered at the same time.

Specifications are subject to change without prior notice.

Catalogue Edition 32



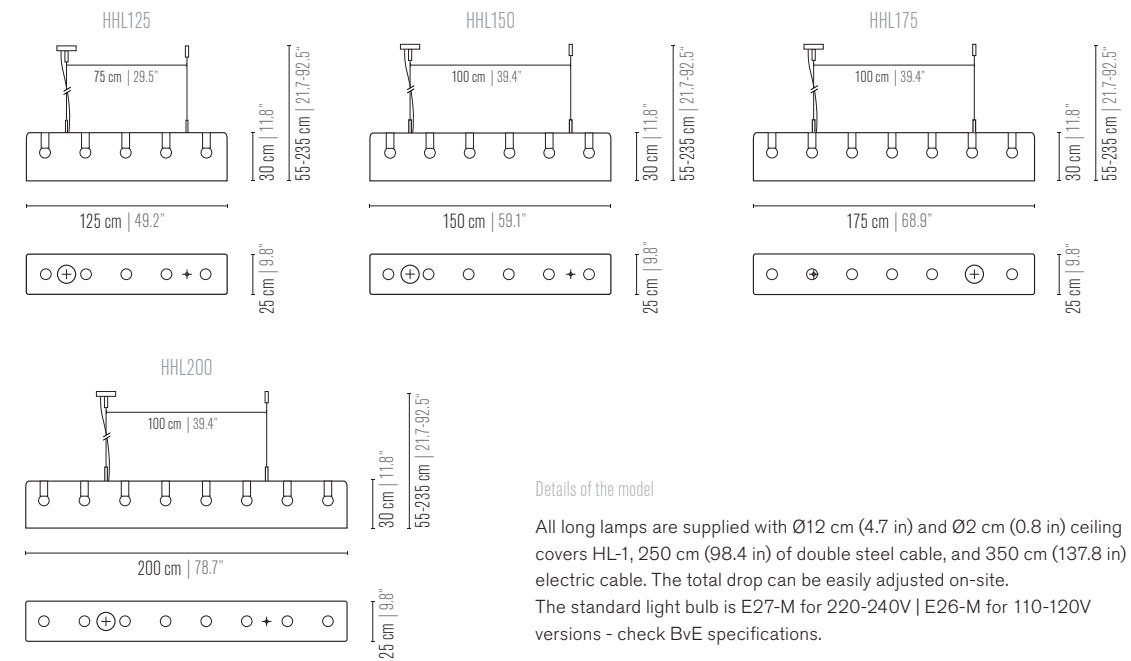
Art. no.	Dimensions	Light source	Weight	Finish
HOC60N	L.120xW.60xH.25 cm	8x E14	17 kg	nickel
HOC70N	L.140xW.70xH.25 cm	8x E14	20 kg	nickel
HOC80N	L.160xW.80xH.25 cm	8x E14	32 kg	nickel

Details of the models

All chandeliers are supplied with a Ø12 cm (4.7 in) dome ceiling cover A-1, Ø16 cm (6.3 in) mounting plate, 170 cm (66.9 in) of chain, and 350 cm (137.8 in) of electrical cable to be woven into the chain. The total drop can be easily adjusted on-site. The standard light bulbs are: E14-C for 220-240V | E12-C for 110-120V versions - check BvE specifications.

Details of the collection

Due to our manual production method, shapes and structure of Hollywood Chandeliers and Lamps may vary. Lights that will be combined in the same space should therefore be ordered at the same time.

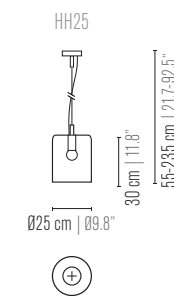


Details of the model

All long lamps are supplied with Ø12 cm (4.7 in) and Ø2 cm (0.8 in) ceiling covers HL-1, 250 cm (98.4 in) of double steel cable, and 350 cm (137.8 in) of electric cable. The total drop can be easily adjusted on-site. The standard light bulb is E27-M for 220-240V | E26-M for 110-120V versions - check BvE specifications.

Art. no.	Dimensions	Light source	Weight	Finish
HHL125N	L.125xW.25xH.30 cm	5x E27	16 kg	nickel
HHL150N	L.150xW.25xH.30 cm	6x E27	20 kg	nickel
HHL175N	L.175xW.25xH.30 cm	7x E27	24 kg	nickel
HHL200N	L.200xW.25xH.30 cm	8x E27	26 kg	nickel

Element



Details of the model

All lamps are supplied with a Ø12 cm (4.7 in) ceiling cover HS-1, 250 cm (98.4 in) of steel cable, and 350 cm (137.8 in) of electric cable. The total drop can be easily adjusted on-site. The standard light bulb is E27-M for 220-240V | E26-M for 110-120V versions - check BvE specifications.

Art. no.	Dimensions	Light source	Weight	Finish
HH25N	Ø25xH.30 cm	1x E27	4 kg	nickel

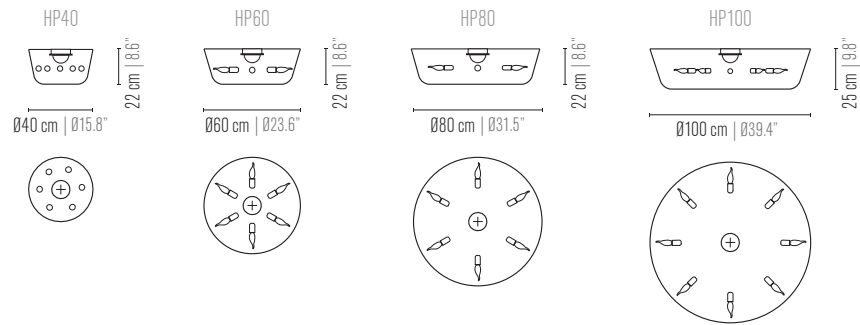
Details of the collection

Due to our manual production method, shapes and structure of Hollywood Chandeliers and Lamps may vary. Lights that will be combined in the same space should therefore be ordered at the same time.

Collection Hollywood

Ceiling Lamp Round

Image: page 230



Art. no.	Dimensions	Light source	Weight	Finish
HP40NH	Ø40xH.22 cm	6x G9	3 kg	nickel
HP60N	Ø60xH.22 cm	6x E14	6 kg	nickel
HP80N	Ø80xH.22 cm	6x E14	10 kg	nickel
HP100N	Ø100xH.25 cm	8x E14	16 kg	nickel

Details of the model

The standard light bulbs are: E14-C for 220-240V | E12-C for 110-120V versions - check BvE specifications.

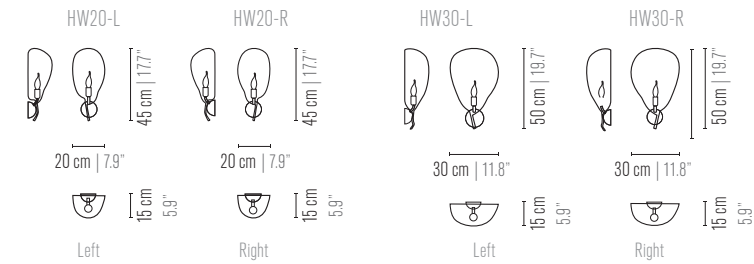
Details of the collection

Due to our manual production method, shapes and structure of Hollywood Chandeliers and Lamps may vary. Lights that will be combined in the same space should therefore be ordered at the same time.

Collection Hollywood

Wall Lamp

Image: page 231



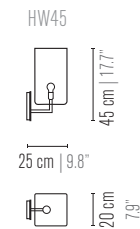
Art. no.	Dimensions	Light source	Weight	Finish
Left version				
HW20N-L	W.20xH.45xD.15 cm	1x E14	1 kg	nickel
HW30N-R	W.30xH.50xD.15 cm	1x E14	2 kg	nickel
Right version				
HW20N-R	W.20xH.45xD.15 cm	1x E14	1 kg	nickel
HW30N-L	W.30xH.50xD.15 cm	1x E14	2 kg	nickel

Details of the model

The standard light bulbs are: E14-C for 220-240V | E12-C for 110-120V versions - check BvE specifications.

Wall Lamp Block

Image: page 235



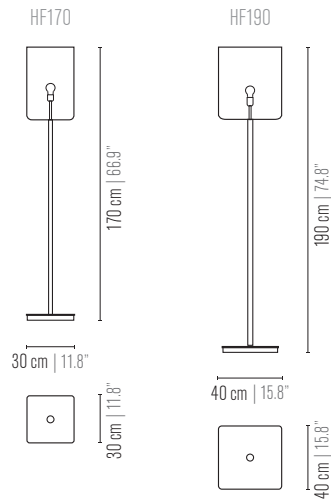
Art. no.	Dimensions	Light source	Weight	Finish
HW45N	W.20xH.45xD.25 cm	1x E27	6 kg	nickel

Details of the model

The standard light bulb is E27-M for 220-240V | E26-M for 110-120V versions - check BvE specifications.

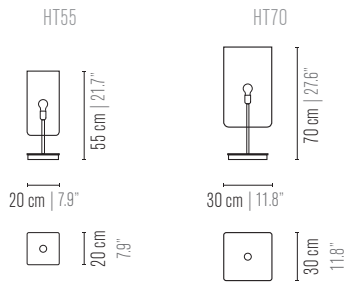
Details of the collection

Due to our manual production method, shapes and structure of Hollywood Chandeliers and Lamps may vary. Lights that will be combined in the same space should therefore be ordered at the same time.



Art. no.	Dimensions	Light source	Weight	Finish
HF170N	L.30xW.30xH.170 cm	1x E27	18 kg	nickel
HF190N	L.40xW.40xH.190 cm	1x E27	24 kg	nickel

Table Lamp Block



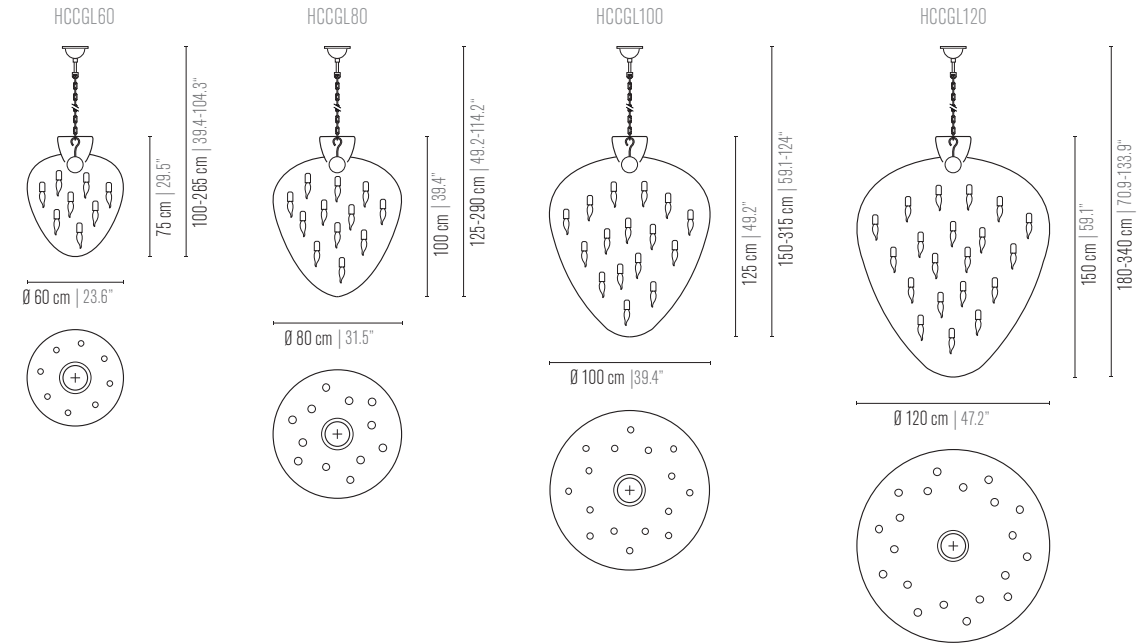
Art. no.	Dimensions	Light source	Weight	Finish
HT55N	L.20xW.20xH.55 cm	1x E27	7 kg	nickel
HT70N	L.30xW.30xH.70 cm	1x E27	14 kg	nickel

Details of the models

All Floor and Table Lamps are supplied with a LED touch dimmer.
The standard light bulb is E27-M for 220-240V | E26-M for 110-120V versions - check BvE specifications.

Details of the collection

Due to our manual production method, shapes and structure of Hollywood Glass Chandeliers and Lamps may vary.
Lights that will be combined in the same space should therefore be ordered at the same time.



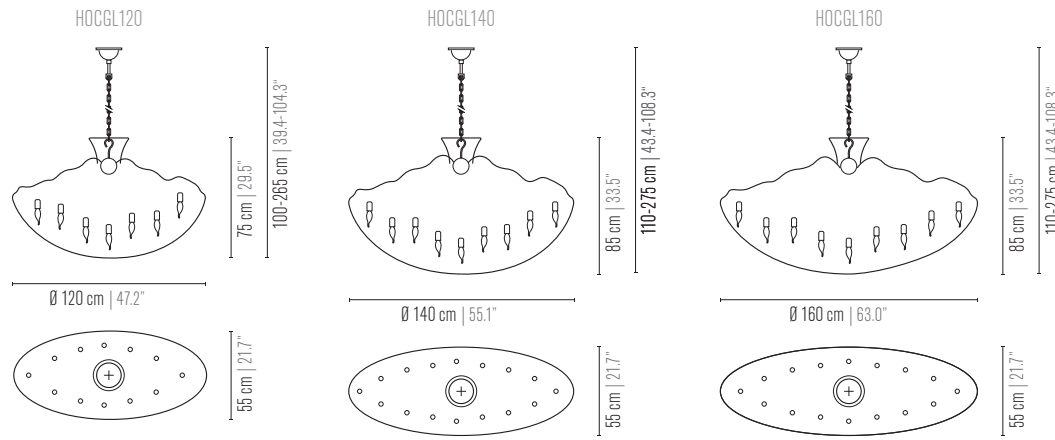
Art. no.	Dimensions	Light source	Weight	Finish
HCCGL60N	Ø60xH.75 cm	8x E14	25 kg	nickel
HCCGL60GSF	Ø60xH.75 cm	8x E14	25 kg	gold satin
HCCGL80N	Ø80xH.100 cm	12x E14	38 kg	nickel
HCCGL80GSF	Ø80xH.100 cm	12x E14	38 kg	gold satin
HCCGL100N	Ø100xH.125 cm	16x E14	51 kg	nickel
HCCGL100GSF	Ø100xH.125 cm	16x E14	51 kg	gold satin
HCCGL120N	Ø120xH.150 cm	20x E14	72 kg	nickel
HCCGL120GSF	Ø120xH.150 cm	20x E14	72 kg	gold satin

Details of the models

All chandeliers are supplied with a Ø12 cm (4.7 in) diameter dome ceiling cover, Ø16 cm (6,3 in) mounting plate, 170 cm (66.9 in) of chain, and 350 cm (137.8 in) of electrical cable to be woven into the chain. The total suspension length can be easily adjusted on site.

Details of the collection

Due to our manual production method, shapes and structure of Hollywood Glass Chandeliers and Lamps may vary.
Lights that will be combined in the same space should therefore be ordered at the same time.
The standard light bulbs are: candle E14-C for 220-240V | E12-C for 110-120V versions - check BvE specifications.



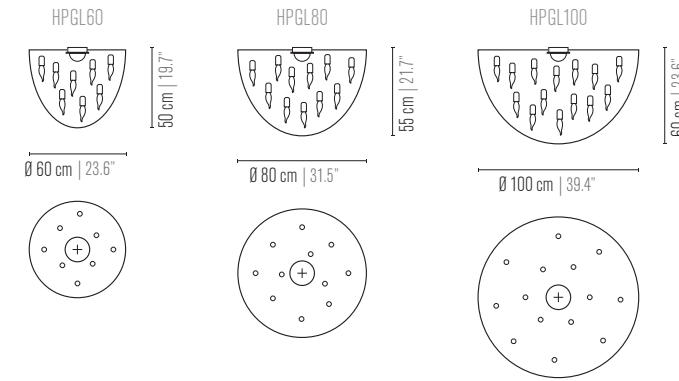
Art. no.	Dimensions	Light source	Weight	Finish
HOCGL120N	L.120xW.55xH.75 cm	12x E14	36 kg	nickel
HOCGL120GSF	L.120xW.55xH.75 cm	12x E14	36 kg	gold satin
HOCGL140N	L.140xW.55xH.85 cm	14x E14	43 kg	nickel
HOCGL140GSF	L.140xW.55xH.85 cm	14x E14	43 kg	gold satin
HOCGL160N	L.160xW.55xH.85 cm	16x E14	51 kg	nickel
HOCGL160GSF	L.160xW.55xH.85 cm	16x E14	51 kg	gold satin

Details of the models

All chandeliers are supplied with a Ø12 cm (4.7 in) dome ceiling cover A-1, Ø16 cm (6.3 in) mounting plate, 170 cm (66.9 in) of chain, and 350 cm (137.8 in) of electrical cable to be woven into the chain. The total drop can be easily adjusted on-site.

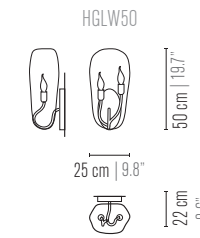
Details of the collection

Due to our manual production method, shapes and structure of Hollywood Glass Chandeliers and Lamps may vary.
Lights that will be combined in the same space should therefore be ordered at the same time.
The standard light bulbs are: candle E14-C for 220-240V | E12-C for 110-120V versions - check BvE specifications.



Art. no.	Dimensions	Light source	Weight	Finish
HPGL60N	Ø60xH.50 cm	8x E14	20 kg	nickel
HPGL60GSF	Ø60xH.50 cm	8x E14	20 kg	gold satin
HPGL80N	Ø80xH.55 cm	11x E14	30 kg	nickel
HPGL80GSF	Ø80xH.55 cm	11x E14	30 kg	gold satin
HPGL100N	Ø100xH.60 cm	14x E14	42 kg	nickel
HPGL100GSF	Ø100xH.60 cm	14x E14	42 kg	gold satin

Wall Lamp



Art. no.	Dimensions	Light source	Weight	Finish
HGLW50N	W.25xH.50xD.22 cm	2x E14	5 kg	nickel
HGLW50GSF	W.25xH.50xD.22 cm	2x E14	5 kg	gold satin

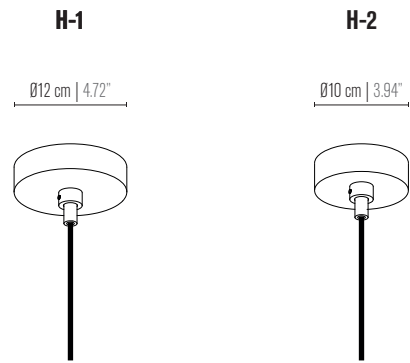
Details of the collection

Due to our manual production method, shapes and structure of Hollywood Glass Chandeliers and Lamps may vary.
Lights that will be combined in the same space should therefore be ordered at the same time.
The standard light bulbs are: E14-C for 220-240V | E12-C for 110-120V versions - check BvE specifications.

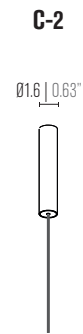
Ceiling covers overview



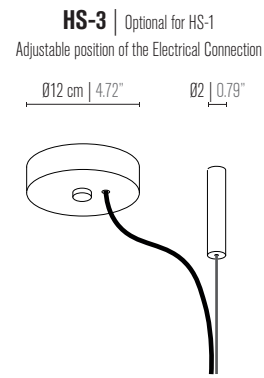
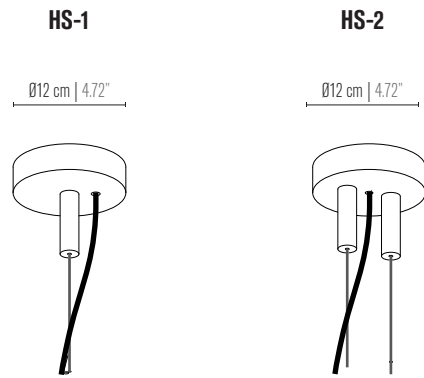
SINGLE ELECTRICAL CABLE SUSPENSION



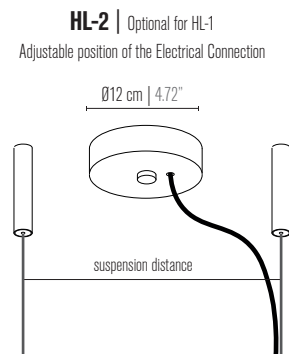
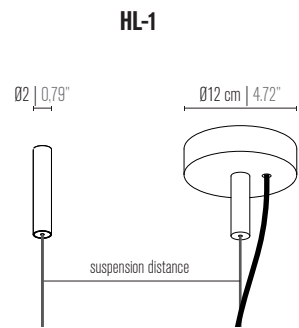
SINGLE STEEL CABLE SUSPENSION



STEEL CABLE SUSPENSION



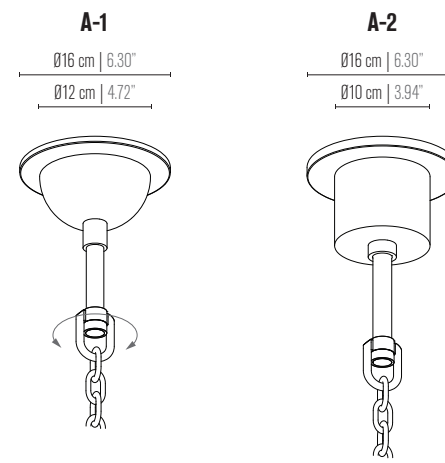
DOUBLE STEEL CABLE SUSPENSION



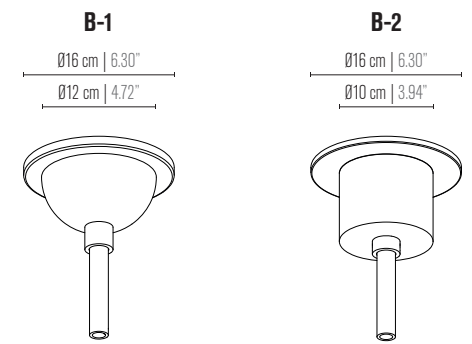
Ceiling covers overview



CHAIN SUSPENSION



STEM SUSPENSION

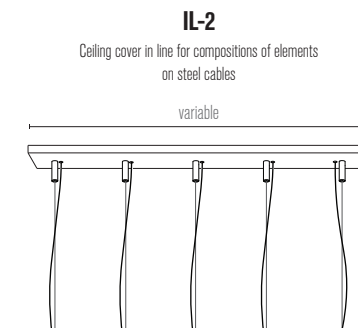
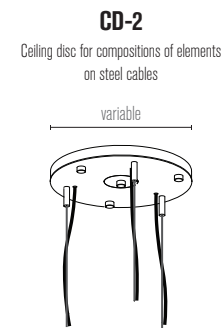
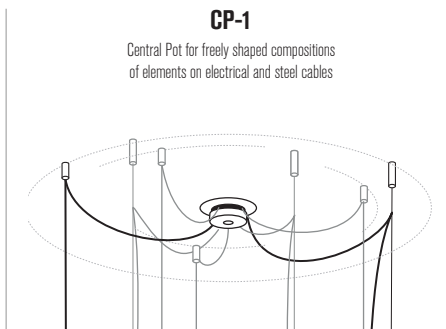
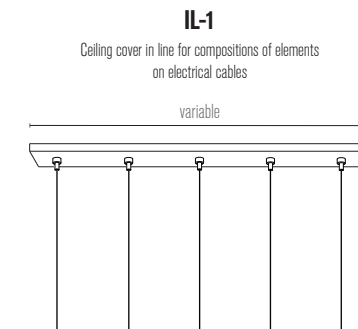
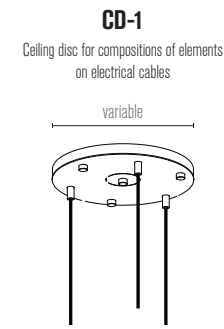


OPTIONAL SUSPENSIONS FOR LIGHT COMPOSITIONS ACROSS VARIOUS COLLECTIONS - variable number of elements

Ceiling Disc

In Line

Central pot



General Terms and Conditions



1. Applicability of terms and Conditions of Sales

- 1.1 These general conditions of sales and delivery shall apply to all offers, quotes, deliveries, services and agreements of Brand van Egmond B.V. ("BRAND VAN EGMOND").
- 1.2 All orders are accepted and executed by BRAND VAN EGMOND subject to and in accordance with the following conditions of sales which override and exclude any other terms stipulated or incorporated or referred to by the customer during any negotiations or in any course of dealing between BRAND VAN EGMOND and the customer.
- 1.3 No variation or deviation to these conditions of sales is permitted unless expressly authorised in writing by a director of BRAND VAN EGMOND.

2. Quotations and orders

- 2.1 Subject to the terms contained in this section, any quotation provided by BRAND VAN EGMOND will be without engagement.
- 2.2 Although BRAND VAN EGMOND strives to provide accurate product and pricing information, errors or misprints may occur. BRAND VAN EGMOND cannot confirm the price of a product until after the customer requests the quotation. Notwithstanding anything contained in this section, in the event that a product is listed at an incorrect price or with incorrect information due to an error in pricing or product information, BRAND VAN EGMOND shall have the right, at its sole discretion, to refuse or cancel any orders placed for that product. In the event that a product is priced in error or a product information error occurs, BRAND VAN EGMOND may, at its sole discretion, either contact the customer for instructions, cancel the order and notify the customer of such cancellation, and/or correct the error on its web site/pricelist, any without liability.
- 2.3 Orders are not binding on BRAND VAN EGMOND until accepted and confirmed by BRAND VAN EGMOND. BRAND VAN EGMOND's acceptance of an order is evidenced in writing including return e-mail from BRAND VAN EGMOND indicating that customer's order has been accepted.
- 2.4 Changes of orders will be accepted up to 3 (three) days only from the order confirmation.
- 2.5 The cancellation of a confirmed order is valid only if it as accepted in writing by BRAND VAN EGMOND. Expenses due to cancellation will be charged.

3. Prices

- 3.1 Prices for products are in EUR and exclusive of VAT, unless otherwise indicated.
- 3.2 BRAND VAN EGMOND reserves the right to increase prices after execution of the agreement and without notice at any time in the event that the manufacturing prices of BRAND VAN EGMOND increase.
- 3.3 Unless indicated otherwise in writing by BRAND VAN EGMOND, the prices are based on delivery on the basis of EXW (Ex Works), Naarden, The Netherlands (according to the latest version of the ICC Incoterms®).

4. Payment

- 4.1 Unless credit terms have been agreed to in writing by BRAND VAN EGMOND, customer shall pay invoices within thirty (30) days from the date of the invoices without any deductions or set-off whatsoever.
- 4.2 If payment is not received by BRAND VAN EGMOND by the due date, the customer shall pay a financing charge of 2% of the capital sum for each month or portion thereof during which payment remains outstanding, until payment is made in full.
- 4.3 BRAND VAN EGMOND reserves the right to demand payment up front or to demand security for the payment of the invoices before commencing the production and/or delivery of the products.
- 4.4 If the customer fails to make payment by the due date or fails to provide security without prejudice to any other right or remedy, and without prior notice of default, BRAND VAN EGMOND shall be entitled to: i. cancel the order or suspend any further deliveries; and ii. appropriate any payment made by the customer to such of the products (or the products supplied under any other contract) as BRAND VAN EGMOND may think fit.
- 4.5 All expenses in connection with the recovery of the amounts payable and not paid in time by BRAND VAN EGMOND shall be for the account of the customer. The extrajudicial expenses shall be at least 15% of the amount due, at a minimum of Euro 750, and shall already be payable and claimable as soon as the claim is passed out of hand for collection.

5. Accounts

- 5.1 A customer wishing to open a credit account must furnish such information as requested by BRAND VAN EGMOND and BRAND VAN EGMOND will make a search with a credit reference agency. BRAND VAN EGMOND reserves the right in its absolute discretion to grant, refuse or discontinue any credit facilities or reduce or suspend any credit limit at any time.

6. Product availability; special orders

- 6.1 Product availability may be limited. Products may not be available for immediate delivery. BRAND VAN EGMOND reserves the right, without liability or prior notice, to revise or cease to make available any or all products. All articles shall be executed in standard design.
- 6.2 For an order of deviating models or colours or special requests a surcharge shall be made, this after prior written consultation. All special orders are, unless agreed to otherwise in writing, paid for by the customer upfront.

7. Delivery

- 7.1 Unless agreed otherwise in writing delivery shall take place EXW (Ex Works) Naarden, the Netherlands, according to the latest version of the ICC Incoterms®.
- 7.2 BRAND VAN EGMOND will use reasonable endeavours to meet delivery estimates but in no circumstances shall it be liable to compensate the customer for non-delivery or late delivery.
- 7.3 BRAND VAN EGMOND reserves the right to deliver by instalments or in parts. Failure to meet a delivery date where delivery is by instalments shall not preclude BRAND VAN EGMOND's right to make further deliveries by instalments under the relevant contract.
- 7.4 The customer may request delivery by instalments for a maximum period of 12 months from the date of order.
- 7.5 The risk for the goods to be delivered shall pass to the customer from the moment that they are placed at the disposal of the customer at the premises of BRAND VAN EGMOND unless agreed to otherwise in writing. Any assistance by BRAND VAN EGMOND with the loading of the goods on any means of transportation shall be for the risk of the customer.
- 7.6 If delivery of the goods is refused by the customer, without prejudice to the provisions of article 9, the risk of the goods shall pass to the customer at once

and BRAND VAN EGMOND can immediately claim payment. BRAND VAN EGMOND shall keep the goods at the customer's risks and expense until further notice.

- 7.7 If the customer continues to default after being summoned BRAND VAN EGMOND shall be entitled to dispose of the goods or to give them another destination. Any proceeds shall be credited to the customer with deduction of all expenses coming for his account, without prejudice to BRAND VAN EGMOND's right to full payment of the agreed price.

8. Inspection, defects and non-delivery, returns

- 8.1 The customer must inspect the products at the moment of delivery. BRAND VAN EGMOND shall not be liable for any defects in the products unless written notice with a statement of reasons is given to BRAND VAN EGMOND within seven (7) days of receipt. If complaints have not been made in the above mentioned manner and within the aforementioned period of seven (7) days, the delivery shall be considered unconditionally accepted.
- 8.2 The quantity of any consignment of products as recorded by BRAND VAN EGMOND upon despatch from BRAND VAN EGMOND's place of business shall be conclusive evidence of the quantity received by the customer on delivery, unless the customer can provide conclusive evidence to the contrary.
- 8.3 Customary deviations shall not be reasons for complaint. The photos on this web site, in our catalogue and brochures are provided to assist you in choosing the right product. These photos are meant to be samples only and are not intended to provide a perfect match to the actual product color. Colors and photo size may vary based upon your screen resolution and other computer settings outside of our control. The photo may differ from the actual product due to reproduction limitations of the photograph and limitations of viewing photos at different resolutions, hue, brightness, contrast, and other screen variations. Therefore, Brand van Egmond shall not be held responsible for any variation between the photos on this website/catalogue and the actual products you receive, including but not limited to: Color variation, grain variation, color change, and character variation
- 8.4 Any liability of BRAND VAN EGMOND for non-delivery or defective products shall to BRAND VAN EGMOND's discretion be limited to replacing, repairing or making up the products within a reasonable time.
- 8.5 No order can be cancelled or accepted without previous written agreement of BRAND VAN EGMOND.
- 8.6 Products may not be returned without BRAND VAN EGMOND's permission. If BRAND VAN EGMOND agrees to take the Products back, the customer shall obtain a return merchandise authorisation number (RMA number). Any products returned must be provided with the RMA number by the customer and be received by BRAND VAN EGMOND within seven (7) days of delivery and must be complete, undamaged and in original packaging. Products returned after seven (7) days as unwanted or incorrectly ordered will be accepted at the discretion of BRAND VAN EGMOND and will be subject to a restocking fee representing 30% of the invoice value of the products.
- 8.7 Certain products - such as products specially designed or manufactured for the customer - are excluded from any return. The customer is responsible for returning products to BRAND VAN EGMOND and for providing proof of delivery of such return.
- 8.8 Products will be returned at the customer's expense.

9. Retention of title

- 9.1 Ownership of the products shall not pass to the customer until BRAND VAN EGMOND has received in full (in cash or cleared funds) all sums due in respect of the products.
- 9.2 The customer shall not be entitled to alienate or encumber the products in any way as long as full payment has not been made to BRAND VAN EGMOND, except where and in so far as the normal conduct of business is concerned. The customer shall be obliged to pledge to BRAND VAN EGMOND any claims on third parties resulting from this, on pain of a fine to the amount of 50% of the invoice amount for the goods supplied, with a minimum of € 2.250,=.
- 9.3 If payment is not received in full by the due date, or the customer passes a resolution for winding up or a court shall make an order to that effect, or a receiver is appointed over any assets or the undertaking of the customer or an execution or distress is levied against the customer, BRAND VAN EGMOND shall be entitled, without previous notice, to retake possession of the products and for that purpose to enter upon any premises occupied or owned by the customer.

10. Performance and fitness for purpose

- 10.1 Unless any performance figures, tolerances or characteristics have been specifically and expressly warranted by a director of BRAND VAN EGMOND in writing, BRAND VAN EGMOND accepts no liability for any failure of the products to obtain such figures.
- 10.2 The responsibility for ensuring that products are sufficient and suitable for a particular purpose is the customer's, unless specifically stated in writing by a director of BRAND VAN EGMOND.
- 10.3 Any advice or recommendation given by an employee of BRAND VAN EGMOND, which is not confirmed in writing by a director of BRAND VAN EGMOND, is acted on entirely at the customer's risk and BRAND VAN EGMOND and its employees shall not be liable for any such advice or recommendation which is not so confirmed.

11. Guarantee

- 11.1 Each product has been manufactured and packaged to meet BRAND VAN EGMOND's high standards. Any defects which, under proper use, appear in the products within a period of twelve (12) months (unless otherwise stated by BRAND VAN EGMOND) and which are due to faulty materials, workmanship or design will be made good by BRAND VAN EGMOND either by repair, or at BRAND VAN EGMOND's option, replacement (which is BRAND VAN EGMOND's sole obligation and the customer's sole remedy).
- 11.2 BRAND VAN EGMOND's guarantee is accepted by the customer in substitution for all express or implied representations, conditions or warranties, statutory or otherwise, as to the satisfactory quality, fitness for purpose or performance of the products (or any materials used in connection therewith) or the standard of workmanship of any services provided, and all such representations, conditions and warranties are excluded.
- 11.3 BRAND VAN EGMOND shall not be liable for defective products if the defect arises because the customer alters or repairs such products without the written consent of BRAND VAN EGMOND or because the customer did not follow the manufacturers' instructions for storage, usage, installation, use or maintenance of the products.
- 11.4 Any products replaced or repaired under this paragraph will be guaranteed on these terms for any unexpired portion of the guarantee given on the original products.

12. Liability

- 12.1 These conditions of sales set out the entire liability of BRAND VAN EGMOND to the customer in respect of the products and shall be in lieu and to the exclusion of all other warranties, conditions, and other terms implied by statute or common law save for any implied terms which by law cannot be excluded.
- 12.2 Nothing in these conditions of sale excludes or limits the liability of BRAND VAN EGMOND for death or personal injury caused by BRAND VAN EGMOND's negligence or fraudulent misrepresentation.
- 12.3 BRAND VAN EGMOND's total liability in contract, tort (including negligence or breach of statutory duty), misrepresentation or otherwise shall be limited to repairing, replacing or at BRAND VAN EGMOND's option refunding monies already paid in respect of the products.
- 12.4 BRAND VAN EGMOND shall not be liable to the customer for any indirect or consequential loss or damage (whether for loss of profit, loss of business, loss of goodwill or otherwise) costs, expenses or other claims for consequential compensation whatsoever (whether caused by the negligence of BRAND VAN EGMOND, its employees, agents or subcontractors) which arise out of or in connection with any contract.
- 12.5 BRAND VAN EGMOND shall not be liable for damage if the customer has not held BRAND VAN EGMOND liable for the damage by registered letter within a reasonable time after becoming aware of the cause of damage, but not later than thirty (30) days after becoming aware of the damage.
- 12.6 All stipulations concerning the exclusion or limitation of BRAND VAN EGMOND's liability for and concerning BRAND VAN EGMOND's indemnity against claims of third parties have also been made for the benefit of the persons who are employed by BRAND VAN EGMOND as well as third parties for whose actions or omissions BRAND VAN EGMOND can be liable.

13. Termination

- 13.1 If the customer is in default with timely payment or fulfilment of other obligations towards BRAND VAN EGMOND, BRAND VAN EGMOND shall remain entitled, without any notice of default, to consider the agreement rescinded, without prejudice to BRAND VAN EGMOND's right to full compensation of damage suffered and to be suffered and any further rights.
- 13.2 The power to rescind the agreement on the strength of article 13.1 shall also be due to BRAND VAN EGMOND if BRAND VAN EGMOND finds that the customer has filed an application for a provisional moratorium, is being declared bankrupt, goods of the customer are being attached before judgment or under an execution, or his debts are being liquidated.
- 13.3 The damage suffered and yet to be suffered as referred to in article 13.1. shall be at least 10% of the agreed price, without BRAND VAN EGMOND being obliged to prove that this damage has been or will be suffered.
- 13.4 In the event of rescission on the strength of article 13 any credit that BRAND VAN EGMOND has granted the customer shall be claimable immediately without further notice of default being required.

14. Intellectual property rights

- 14.1 The only BRAND VAN EGMOND trademarks and/or other rights of intellectual property that the customer may display to advertise and sell the products, shall be those trademarks and/or intellectual property rights under which the products are sold by BRAND VAN EGMOND to the customer hereunder, or such other trademarks expressly authorized by BRAND VAN EGMOND (hereinafter called "the said trademarks").
- 14.2 The customer shall comply with BRAND VAN EGMOND's instructions as to the manner and context in which the said trademarks and the statements to accompany them are displayed.
- 14.3 No trademarks of the products shall be undertaken by the customer or any person on the customer's behalf without BRAND VAN EGMOND's prior written consent nor will the customer alter, obliterate, add to, or otherwise interfere with the said trademarks and/or other intellectual property rights.

15. Export

- 15.1 The customer is responsible at its own expense for obtaining any licence and complying with any export or import regulations in force within the country for which the products are destined.
- 15.2 BRAND VAN EGMOND reserves the right not to supply certain customers or countries and to seek from the customer full details of the end use and final destination of the products.

16. Force majeure

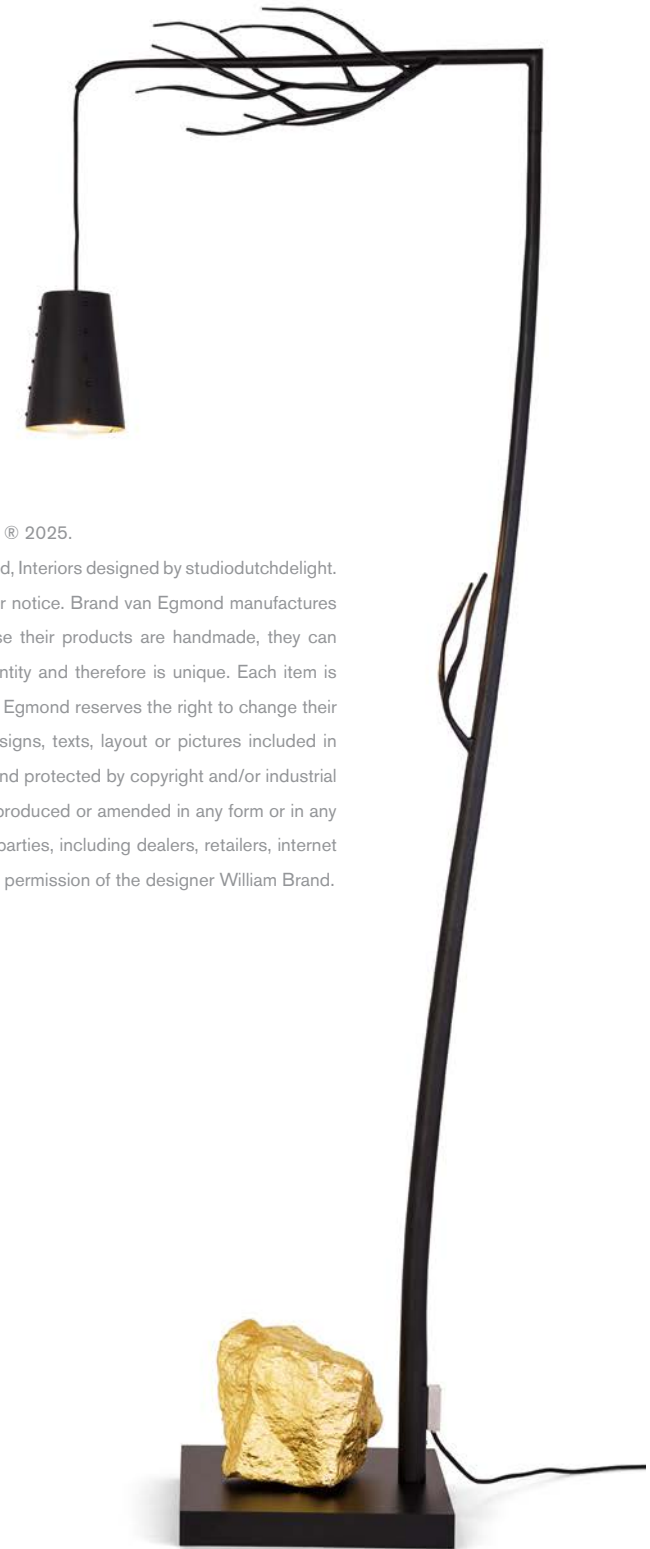
- 16.1 BRAND VAN EGMOND shall not be liable to the customer in any manner or be deemed to be in breach of these conditions of sale because of any delay in performing or any failure to perform any of BRAND VAN EGMOND's obligations under these conditions of sale if the delay or failure was due to any cause beyond BRAND VAN EGMOND's reasonable control (which shall include, but not be limited to government actions, war, fire, explosion, flood, import or export regulations or embargoes, labour disputes or inability to obtain or a delay in obtaining supplies of products or labour, lack and/or interruptions in the means of transport, production equipment or energy supplies).
- 16.2 BRAND VAN EGMOND may, at its option, delay the performance of, or cancel the whole or any part of a contract.

17. General

- 17.1 Any provision of these conditions of sale which is held by any competent authority to be invalid, void, unenforceable or unreasonable (in whole or in part) shall to the extent of such invalidity, voidness, voidability, unenforceability or unreasonableness be deemed severable and the other provisions of these Conditions of Sale and the remainder of such provision shall not be affected.
- 17.2 Failure by BRAND VAN EGMOND to enforce or partially enforce any provision of these conditions of sale will not be constrained as a waiver of any rights under these conditions of sale.

18. Legal construction

- 18.1 All disputes, suits, actions or other legal proceedings arising out of or related to these conditions of sale shall be governed by and interpreted in accordance with the laws of the Netherlands and the customer submits to the jurisdiction of the courts of the Netherlands, but BRAND VAN EGMOND may enforce such contract in any court of competent jurisdiction.
- 18.2 The United Nations Convention on contracts for the International Sale of Goods (1980) is not applicable (CISG).



All rights reserved, copyright© Brand van Egmond B.V. © 2025.

For all models, texts, layout and images BrandvanEgmond, Interiors designed by studiodutchdelight.com. Specifications are subject to change without prior notice. Brand van Egmond manufactures exclusive lighting sculptures on a small scale. Because their products are handmade, they can differ from one another. Each product has its own identity and therefore is unique. Each item is labelled with its own number and certificate. Brand van Egmond reserves the right to change their models from time to time without prior notice. The designs, texts, layout or pictures included in this brochure are subject to errors, technical changes and protected by copyright and/or industrial design rights. No part there of may be made public, reproduced or amended in any form or in any manner whatsoever, for commercial purposes by third parties, including dealers, retailers, internet shops and others, without the prior and express written permission of the designer William Brand.

Colophon

BRAND VAN EGMOND

William Brand

Photography by

SmartStudio / www.smartstudio.pl

Daniel Nicolas

Marco Hamoen

Mark Groeneveld

Rendering images and Interior design

Studiosdutchdelight.com



BRAND VAN EGMOND B.V. Nikkelstraat 41, 1411 AH Naarden, The Netherlands

T. +31 (0)35 692 12 59 info@brandvanegmond.com www.brandvanegmond.com

